



Community
& Economic
Development

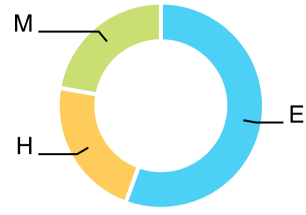
Jackson County Workforce Pipeline

Monday, July 24, 2023



K-12 Schools

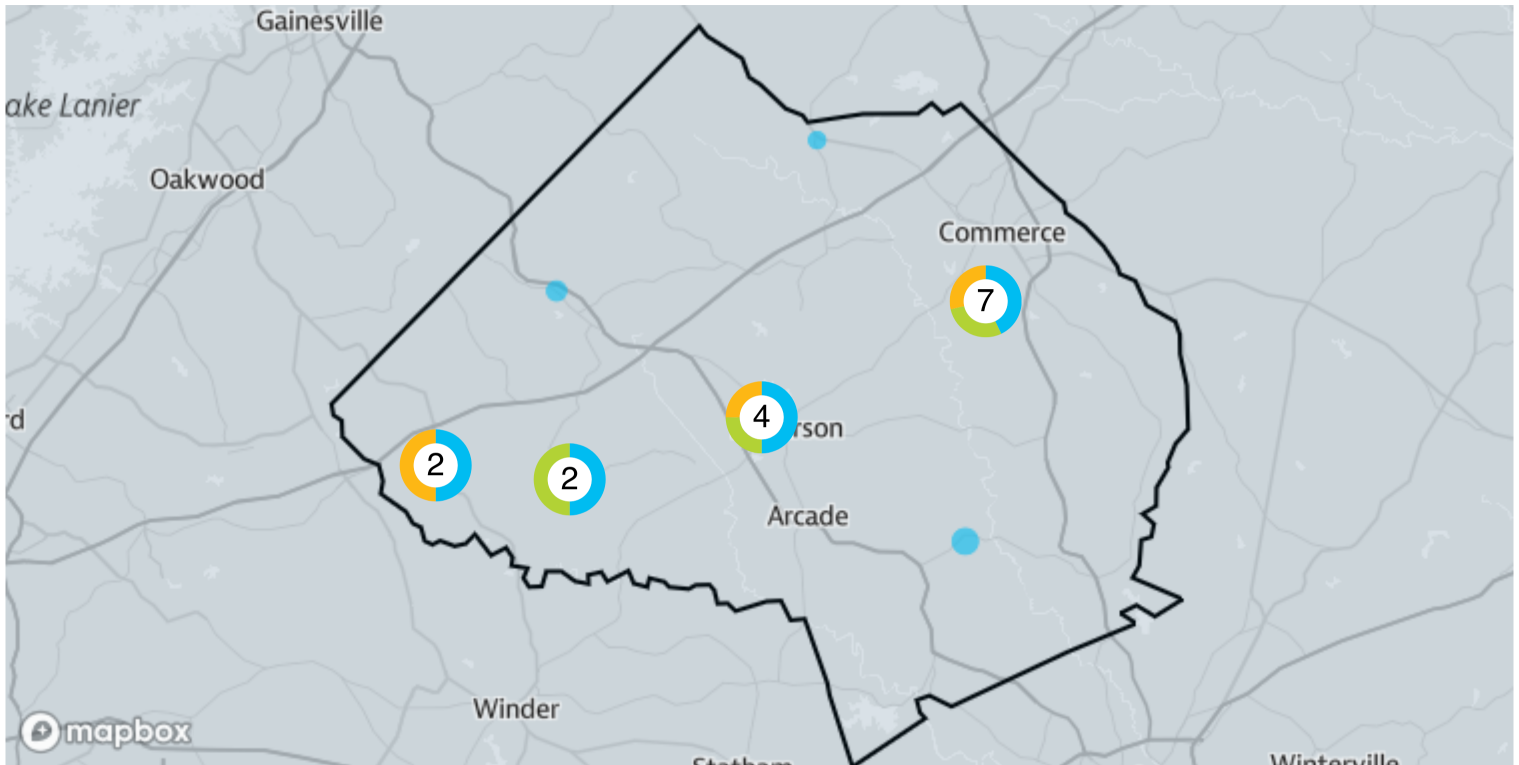
- There are **18** schools in the area
- **0** of those schools are college and career academies



Ten Largest Schools by Enrollment

District	School	Category	Total Enrolled
Jackson County Schools	Jackson County High School	H	1,474
Jackson County Schools	East Jackson Comprehensive High School	H	1,279
Jackson County Schools	West Jackson Middle School	M	1,203
Jefferson City Schools	Jefferson High School	H	1,153
Jackson County Schools	West Jackson Elementary School	E	951
Jefferson City Schools	Jefferson Middle School	M	950
Jefferson City Schools	Jefferson Academy	E	894
Jackson County Schools	Gum Springs Elementary School	E	873
Jefferson City Schools	Jefferson Elementary School	E	822
Jackson County Schools	South Jackson Elementary School	E	627

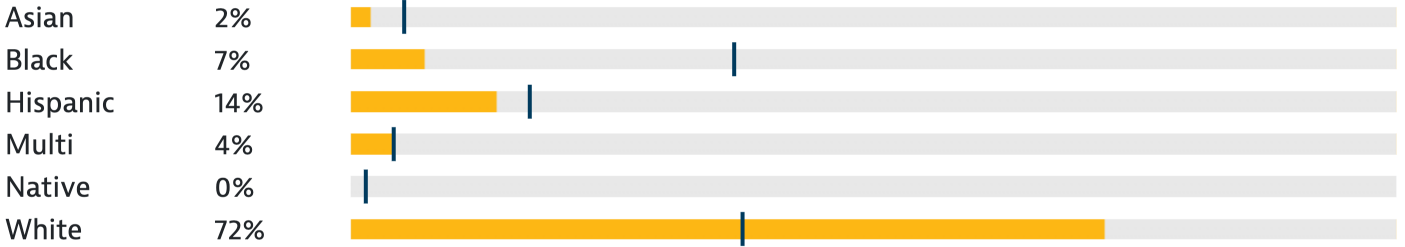
The Governor's Office of Student Achievement, 2022



K-12 Demographics

- 9,890 students are White, or 72.2% of all students
- 3,812 (27.8%) students are people of color
- 19.8% of students are in poverty, greater than the state average of 33%
- 95% of eligible students graduated high school, higher than the state average of 85.3%

Race



Poverty



Graduation



The Governor's Office of Student Achievement, 2022

CTAE Enrollment and Alignment

CTAE Programs by Enrollment

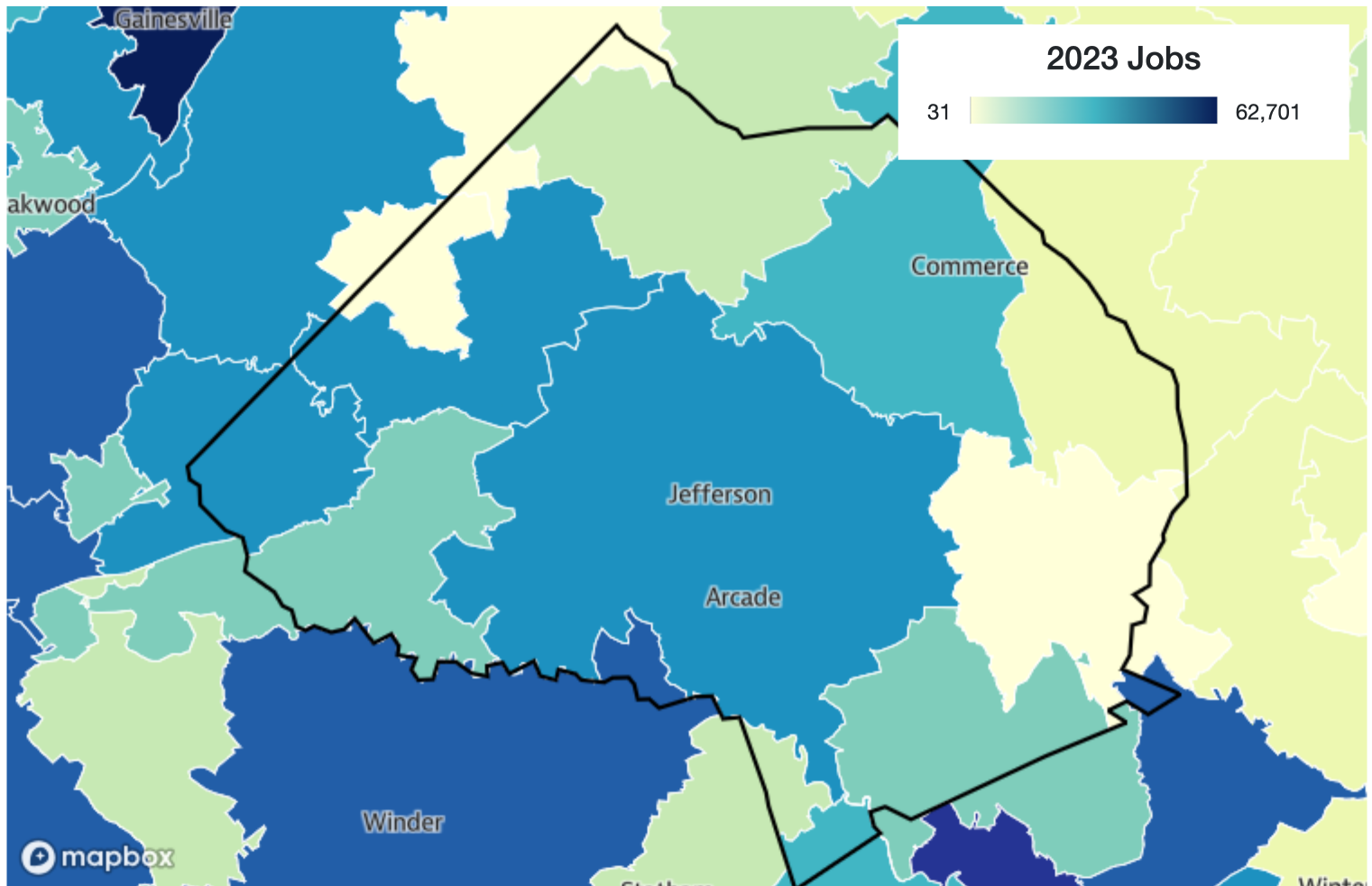
Program	Enrollment
Agriculture, Food and Natural Resources	558
Human Services	495
Information Technology	465
Health Sciences	421
Business Management & Administration	212
Education and Training	202
Arts, A/V Technology & Communications	192
Finance	123
Hospitality & Tourism	105
Manufacturing	80
Science, Technology, Engineering, & Mathematics	80
Government and Public Administration	67
Architecture and Construction	63
Law, Public Safety, Corrections & Security	44
Transportation, Distribution, & Logistics	5
Marketing	2
Energy	0

Georgia Department of Education, 2022

Top Occupations in Area

Job [^]	Median Hrly Wage [^]	2023 Jobs ^v	2028 Jobs [^]	Change [^]
Material Moving Workers	\$14.53	69,035	74,886	5,851
Retail Sales Workers	\$11.47	61,614	64,566	2,951
Business Operations Specialists	\$31.07	50,967	54,497	3,530
Food and Beverage Serving Workers	\$9.52	42,562	45,735	3,173
Motor Vehicle Operators	\$19.24	41,312	46,426	5,114
Information and Record Clerks	\$15.75	38,560	40,385	1,826
Computer Occupations	\$45.44	38,244	41,875	3,631
Healthcare Diagnosing or Treating Practitioners	\$39.62	34,154	38,345	4,191
Construction Trades Workers	\$19.61	33,923	36,133	2,209
Other Management Occupations	\$34.57	30,057	33,131	3,074

Lightcast, 2023



Top Industries in Area

Industry [^]	2023 Jobs ^v	2028 Jobs [^]	Wages per Worker [^]	Change [^]
Administrative and Support Services	101,688	112,147	\$44,531.98	10,459
Professional, Scientific, and Technical Services	87,614	95,501	\$98,759.76	7,887
Food Services and Drinking Places	77,856	84,837	\$23,441.40	6,981
Local Government	68,297	70,608	\$53,519.81	2,310
Ambulatory Health Care Services	57,936	67,243	\$70,541.65	9,307
Specialty Trade Contractors	42,618	44,139	\$61,982.62	1,521
Merchant Wholesalers, Durable Goods	42,069	44,252	\$94,205.87	2,182
State Government	28,168	29,193	\$46,117.36	1,026
Hospitals	28,063	30,763	\$68,662.89	2,700
Insurance Carriers and Related Activities	27,532	29,032	\$101,306.83	1,501

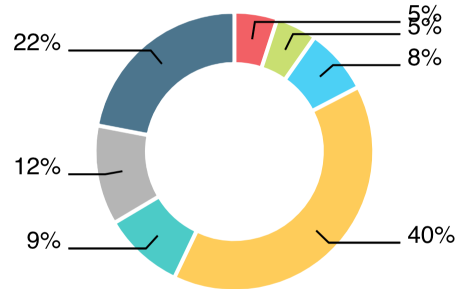
Lightcast, 2023

High School Graduate Outcomes

High school graduates in Jackson County tend to be enrolled in some kind of post-secondary program more often than high school graduates statewide. Within a year of graduating, 66.5% of students from Jackson County's Class of 2020 are still enrolled in a post-secondary program, compared to 59.6% in Georgia. Most high school grads in the area that are enrolled in a post-secondary program are in a public college or university in Georgia.

- Career path credential
- College enrolled outside GA
- Private college enrolled in GA
- Public college enrolled in GA
- Enrolled in TCSG
- Unkown
- Working in GA, no credential

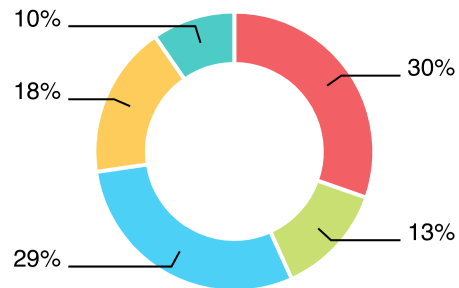
Class of 2020 | 1 Year Post Graduation



Within 5 years of graduating high school, students tend to fall off whatever post-secondary track they were on a year out from graduating. In Jackson County, 41.9% of Class of 2016 graduates. 29.1% had not earned any kind of credential, nor were they enrolled in any kind of post-secondary program. This is better than Georgia as a whole - 29.3% of the Class of 2016 didn't have a credential, nor were they enrolled in a program, by 2021.

- Earned postsecondary credential
- Enrolled in postsecondary
- Working without credential
- Unknown
- Working with career pathway credential

Class of 2016 | 5 Years Post Graduation



The Governor's Office of Student Achievement, 2022

Employers

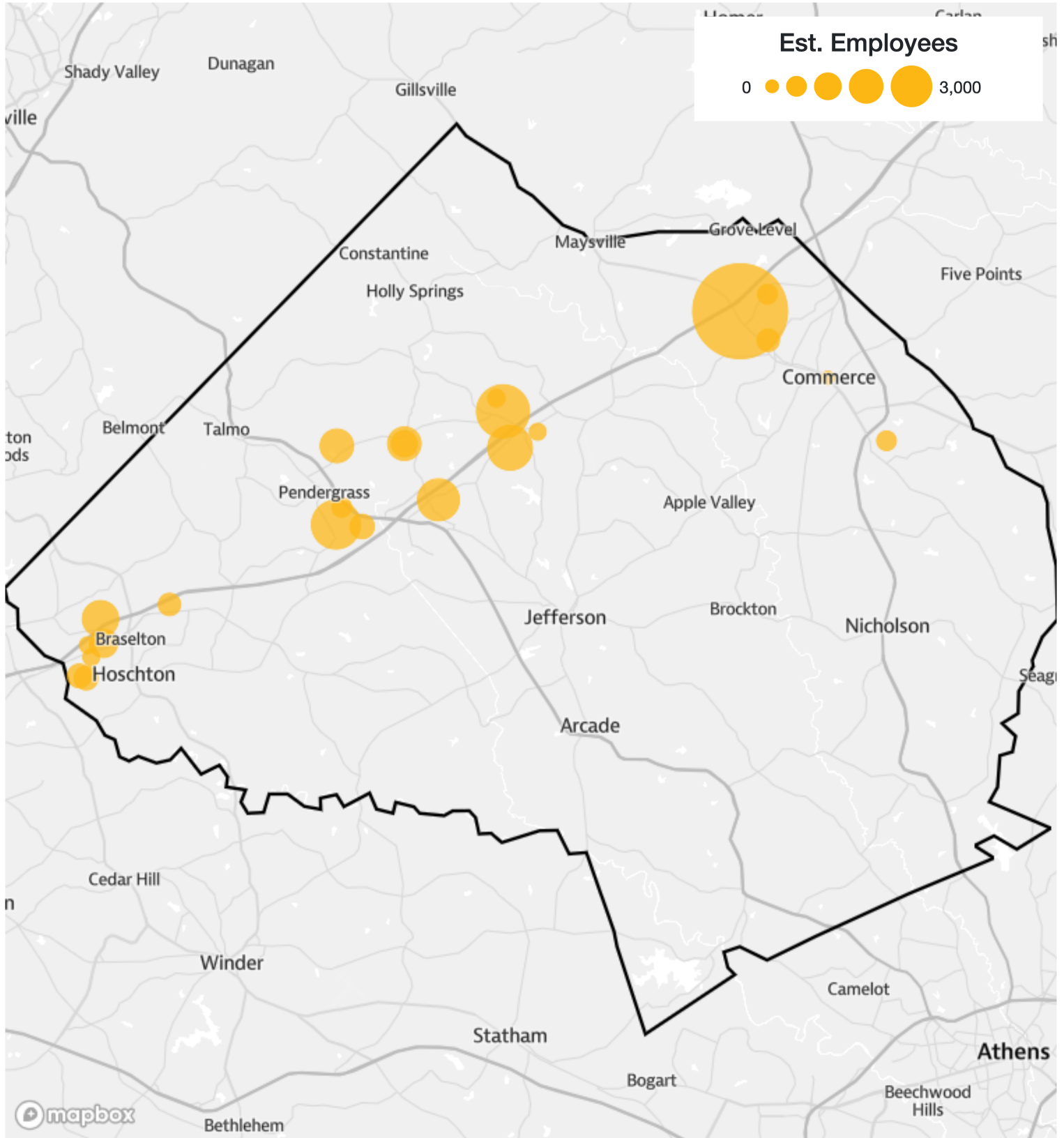
Top 20 Employers

	City	Industry	Employees
SK Battery America Inc	Commerce	Storage Batteries	3,000
HomeGoods/Distribution Center	Jefferson	Miscellaneous Homefurnishings Stores	1,500
Bed Bath & Beyond Inc/Fulfillment	Pendergrass	Miscellaneous Homefurnishings Stores	1,350
Kubota Industrial Equipment Corp	Jefferson	Farm Machinery & Equipment	1,200
Amazon.com Inc	Jefferson	Internet Ecommerce or Sales	1,100
Carter's Inc/Distribution Ctr	Braselton	Womens, Misses, Childrens & Infants Undr	900
Wayne Farms LLC	Pendergrass	Chickens, Broiler, Fryer & Roaster	800
TD Automotive Compressor Georgia LLC	Pendergrass	Air Cond/Warm Air Htg/Refrig Equipment	800
Amazon.com Inc	Braselton	Internet Ecommerce or Sales	600
Toyota Industries Compressor Parts	Pendergrass	Air Cond/Warm Air Htg/Refrig Equipment	530
Mission Foods	Pendergrass	Food Preparations, Other	475
Vital Foods LLC	Braselton	Poultry Slaughtering & Processing	450
ULINE Inc	Braselton	Industrial & Personal Service Paper	450
Williams-Sonoma Inc/Distribution	Braselton	Miscellaneous Homefurnishings Stores	400
Baker & Taylor LLC/Distribution Ctr	Commerce	Books, Periodicals & Newspapers	400
QuikTrip Distribution Inc	Pendergrass	Food Preparations, Other	300
Ollie's Bargain Outlet/Distribution	Commerce	Miscellaneous General Merchandise Stores	300
Southeast Toyota Distributors LLC	Commerce	Automobiles & Other Motor Vehicles	300
Walgreens Co/Distribution Center	Pendergrass	Drug Stores & Proprietary Stores	220
Metabo HPT	Braselton	Hardware	200

BusinessWise, 2023

Largest Employers

Includes the 20 largest employers for each county in the selected area



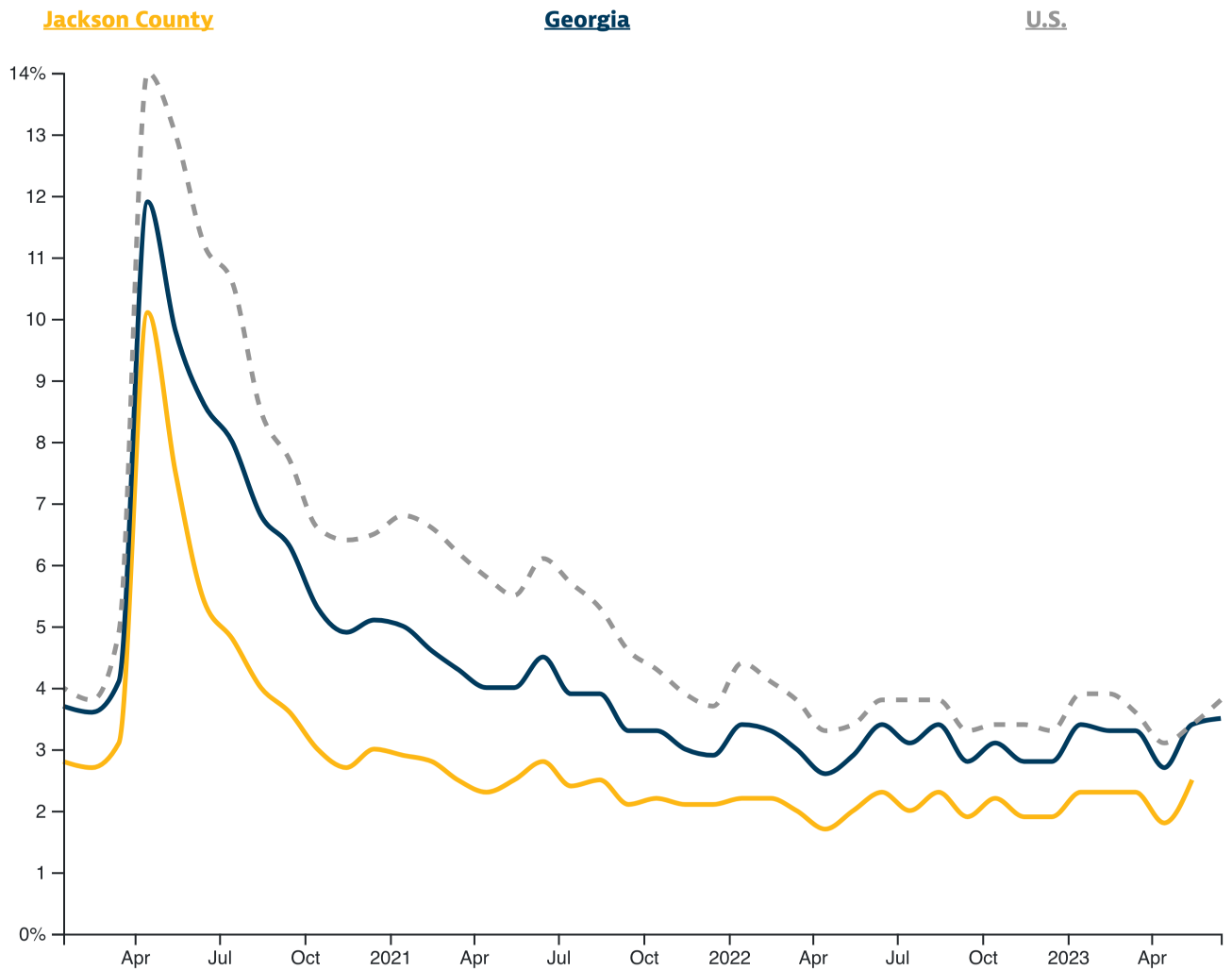
Labor Force and Unemployment

Current and 12 Month Change

	May 15, 2023 Labor Force	May 15, 2022 Labor Force	Labor Force Change	May 15, 2023 Unemployment	May 15, 2022 Unemployment
U.S.	166,702,250	164,630,690	2,071,560	3.4%	3.4%
GA	5,299,095	5,228,331	70,764	3.4%	2.9%
13157	45,654	46,031	-377	2.5%	2.0%

U.S. Bureau of Labor Statistics, 2023

Monthly Unemployment Rate 2020 - 2023



U.S. Bureau of Labor Statistics, 2023

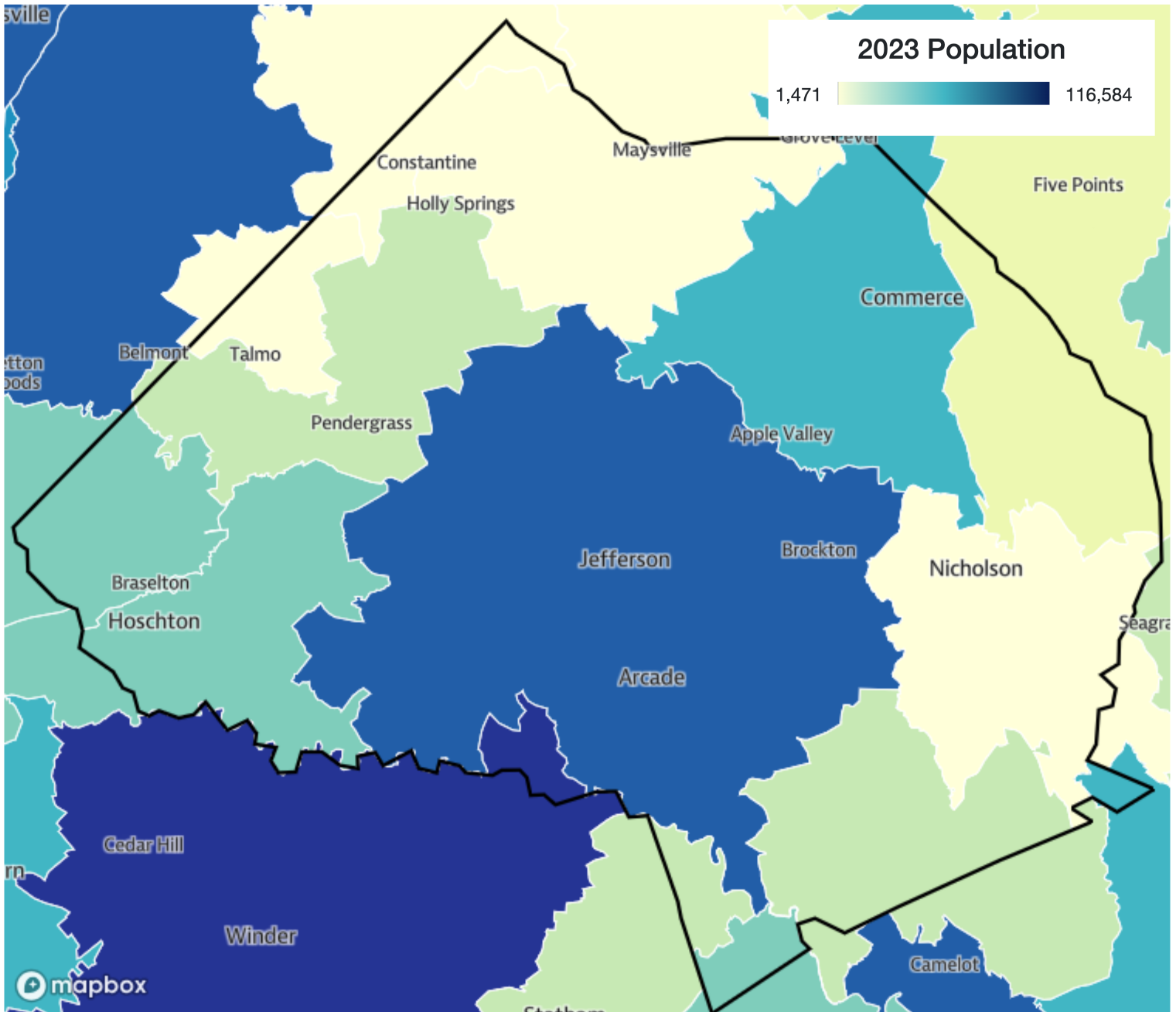
Population

There are 85,239 people living in the area as of 2023. The area has grown by 24,754 people since 2010, a 40.9% increase. The area is expected to grow by another 11,483 residents in the next 5 years. The largest area within Jackson County is Jackson County, which accounts for 100.0% of the total area's population.

Population Change

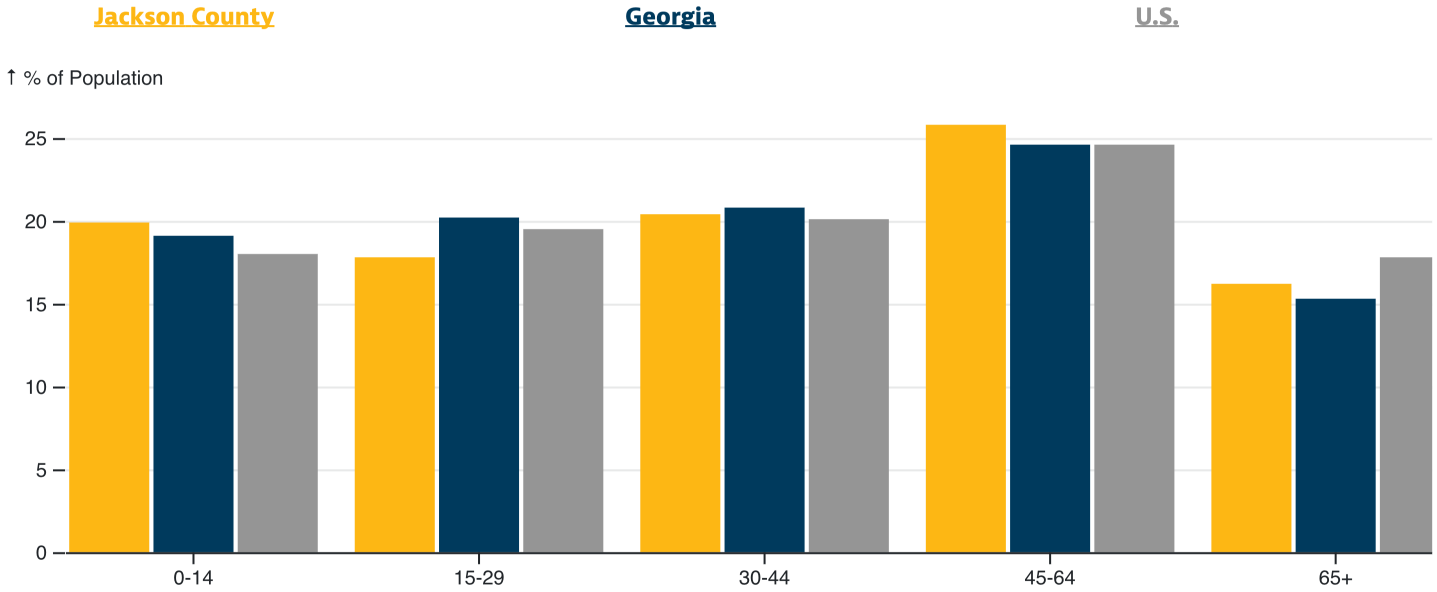
	2010 Population	2023 Pop	2028 Pop	2010 - 2023 Change
U.S.	308,745,538	337,470,185	342,640,129	9.3%
Georgia	9,687,653	11,033,083	11,317,906	13.9%
Jackson County	60,485	85,239	96,722	40.9%

Esri, 2023



Population Age

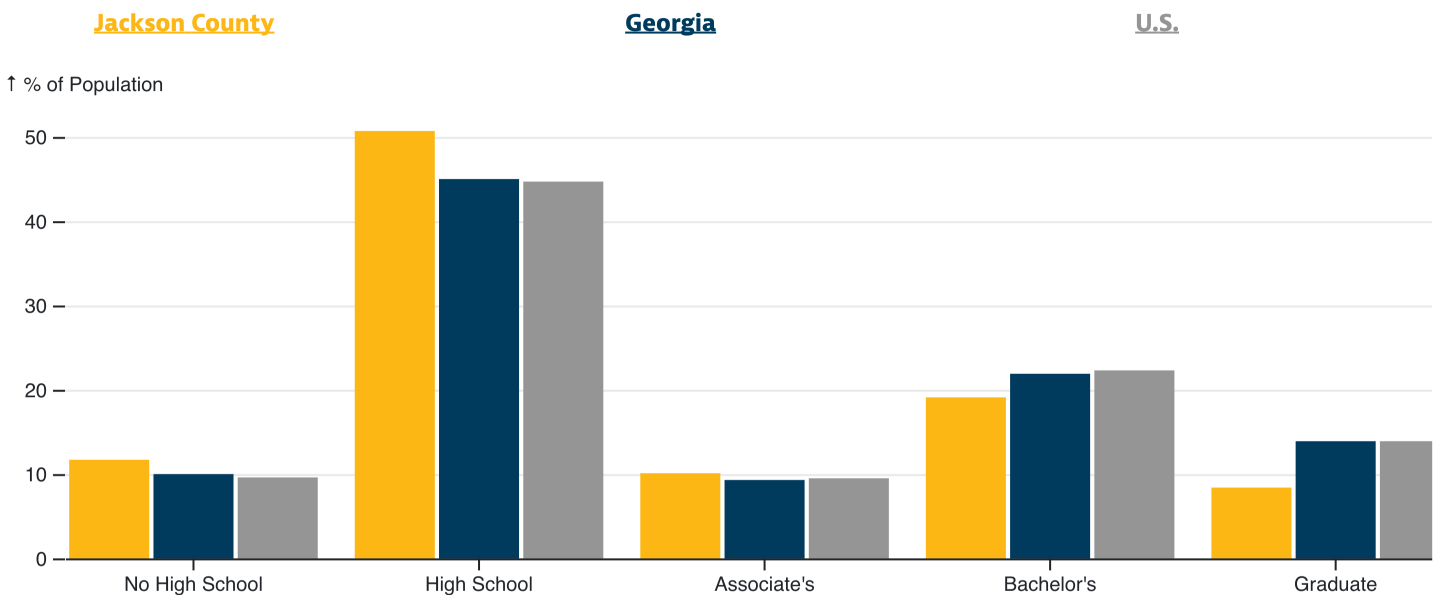
25.8% of Jackson County residents are 45-64 years old, while children under 15 years old account for 19.9% of the population. The smallest age group in the area is 65+, at just 16.2% of the area.



Esri, 2023

Educational Attainment

Jackson County's residents are generally less educated than the nation as a whole. 37.6% of those over 25 have at least an Associate's Degree, and 27.5% have a Bachelor's Degree or higher, compared to 45.7% and 36.2% in the U.S., respectively. However, about 11.7% of those over 25 do not have a high school diploma.



Esri, 2023

Race & Ethnicity

White people make up the largest racial group in the area at 79.5%, compared to 60.6% in the U.S.

8.9% of the population is of Hispanic origin, compared to 19.4% in the nation.

Hispanic

Other

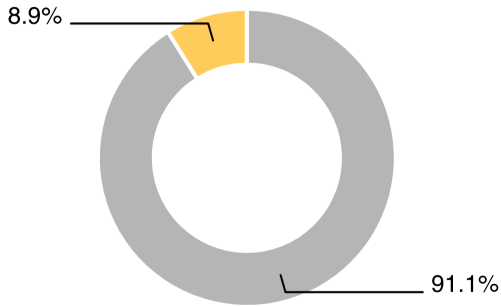
White

Multi-Racial

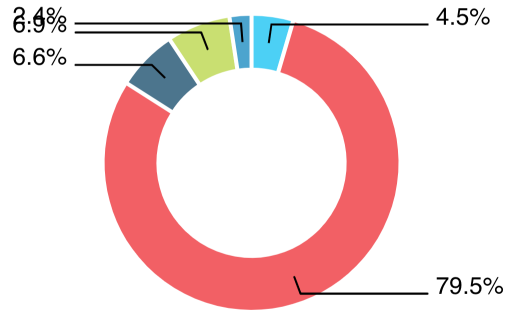
Black

Asian

Hispanic Origin



Race & Ethnicity



Esri, 2023

Household Income

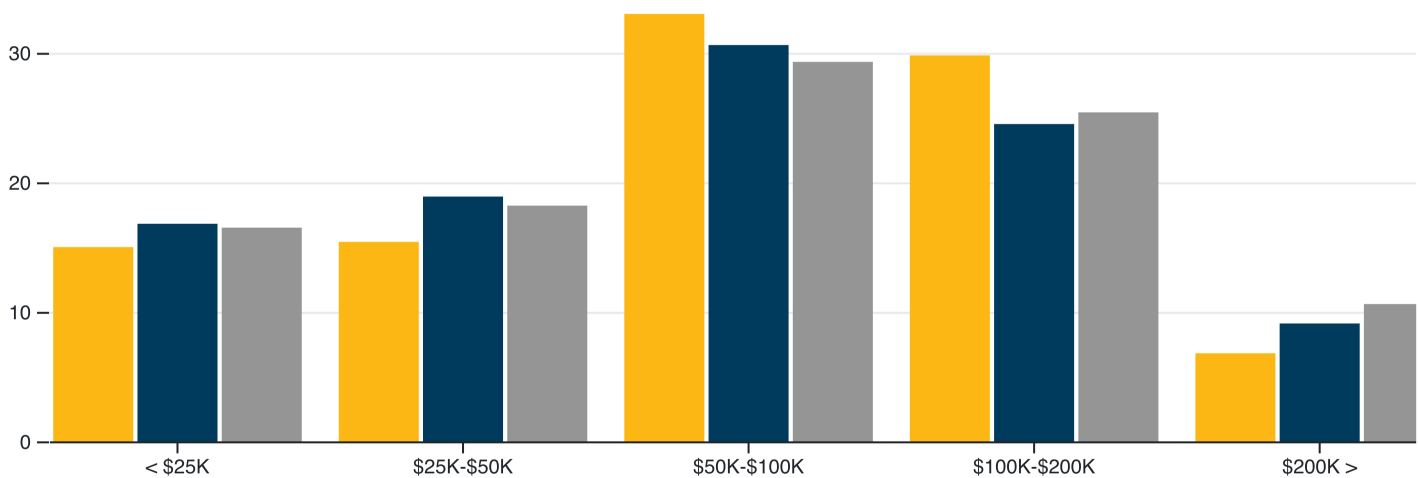
In Jackson County 33% of households have an income between \$50 thousand and \$100 thousand dollars. This is greater than Georgia as a whole (30.6%) and greater than what's typical in the U.S. (29.3%). Households in Jackson County are typically earning less than most households in the state, with a% of households earning less than \$50,000 each year. The area also has relatively more higher earners than what's typical in Georgia, with 36.6% of households earning over \$100,000 per year.

Jackson County

Georgia

U.S.

↑ % of Population



Esri, 2023



Community & Economic Development