



# Jackson County, GA

Georgia Power



Georgia Power

75 Fifth Street NW Suite 175  
Atlanta, Georgia 30308

## Contents

Report Parameters .....	1
Economy Overview .....	2
Unemployment by Demographics .....	4
Historic & Projected Trends .....	8
Population Characteristics .....	12
Inbound and Outbound Migration .....	14
Industry Characteristics .....	16
Business Characteristics .....	21
Workforce Characteristics .....	23
Educational Pipeline .....	29
In-Demand Skills .....	30

## Report Parameters

### 1 County

13157 Jackson County, GA

---

### Class of Worker

QCEW Employees, Non-QCEW Employees, and Self-Employed

The information in this report pertains to the chosen geographical area.

## Economy Overview

83,966

Population (2022)

Population **grew by 16,285** over the last 5 years and is projected to **grow by 17,490** over the next 5 years.

42,889

Total Regional Employment

Jobs **grew by 15,212** over the last 5 years and are projected to **grow by 9,302** over the next 5 years.

\$73.5K

Median Household Income (2021)

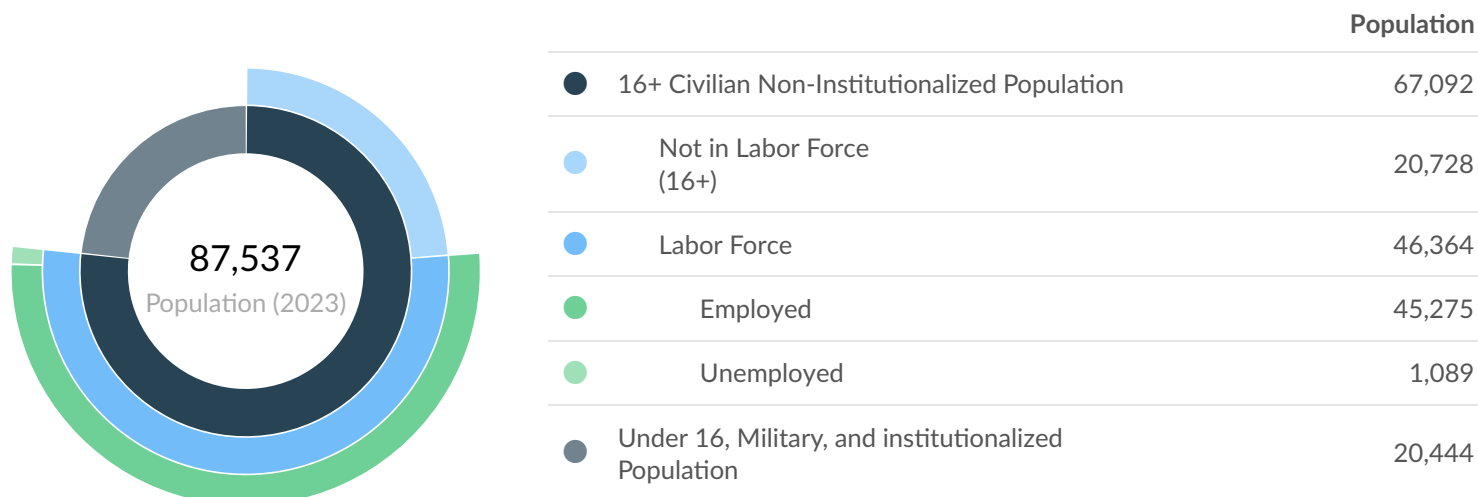
Median household income is **\$4.4K above** the national median household income of \$69.0K.

## Takeaways

- As of 2022 the region's population **increased by 24.1%** since 2017, growing by 16,285. Population is expected to **increase by 20.8%** between 2022 and 2027, adding 17,490.
- From 2017 to 2022, jobs **increased by 55.0%** in Jackson County, GA from 27,677 to **42,889**. This change **outpaced the national growth rate of 3.4% by 51.6%**. As the number of jobs increased, the **labor force participation rate increased from 69.1% to 71.1% between 2017 and 2022**.
- Concerning educational attainment, **17.9% of Jackson County, GA residents possess a Bachelor's Degree** (2.9% below the national average), and **8.9% hold an Associate's Degree** (0.0% above the national average).
- The top three industries in 2022 are Warehousing and Storage, Education and Hospitals (Local Government), and Lessors of Real Estate.


	Population (2023)	Labor Force (Mar 2023)	Jobs (2022)	Cost of Living	GRP	Imports	Exports
Region	87,537	46,364	42,889	95.2	\$4.68B	\$6.36B	\$6.35B
State	11,002,337	5,323,378	5,301,496	93.4	\$738.42B	\$569.27B	\$718.57B

## Mar 2023 Labor Force Breakdown



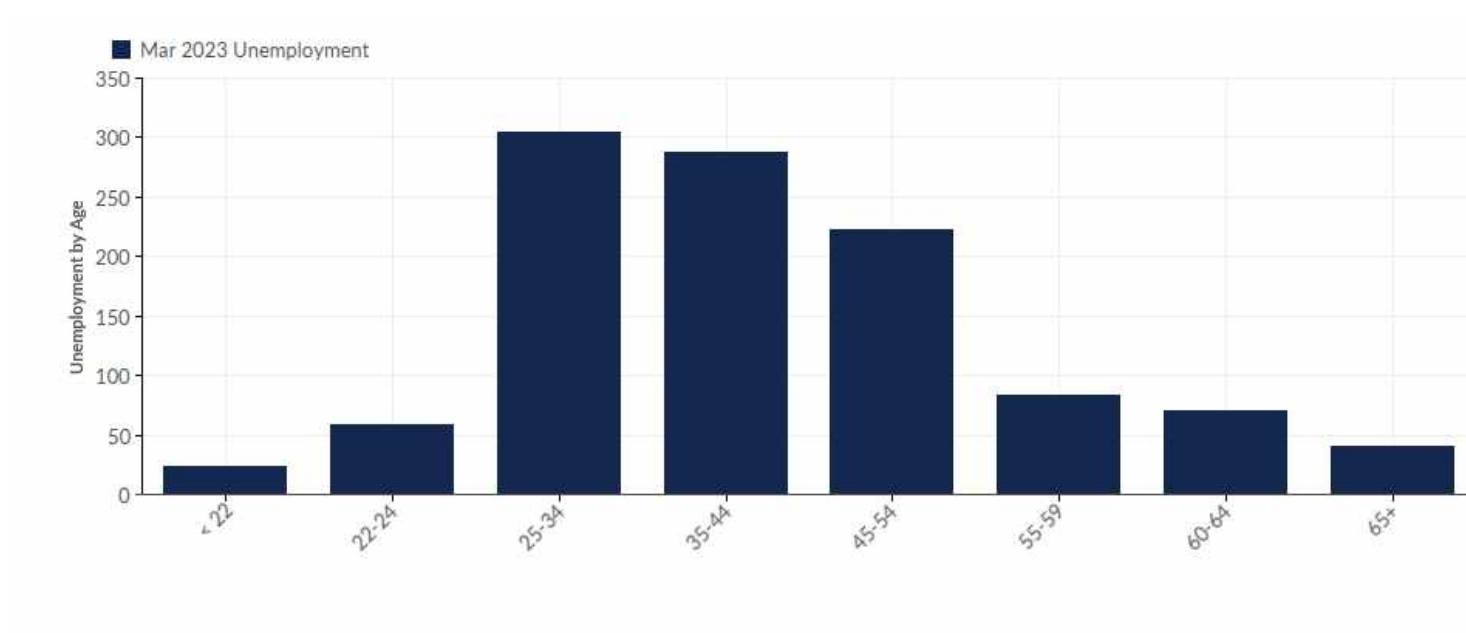
## Educational Attainment

Concerning educational attainment, **17.9% of Jackson County, GA residents possess a Bachelor's Degree** (2.9% below the national average), and **8.9% hold an Associate's Degree** (0.0% above the national average).



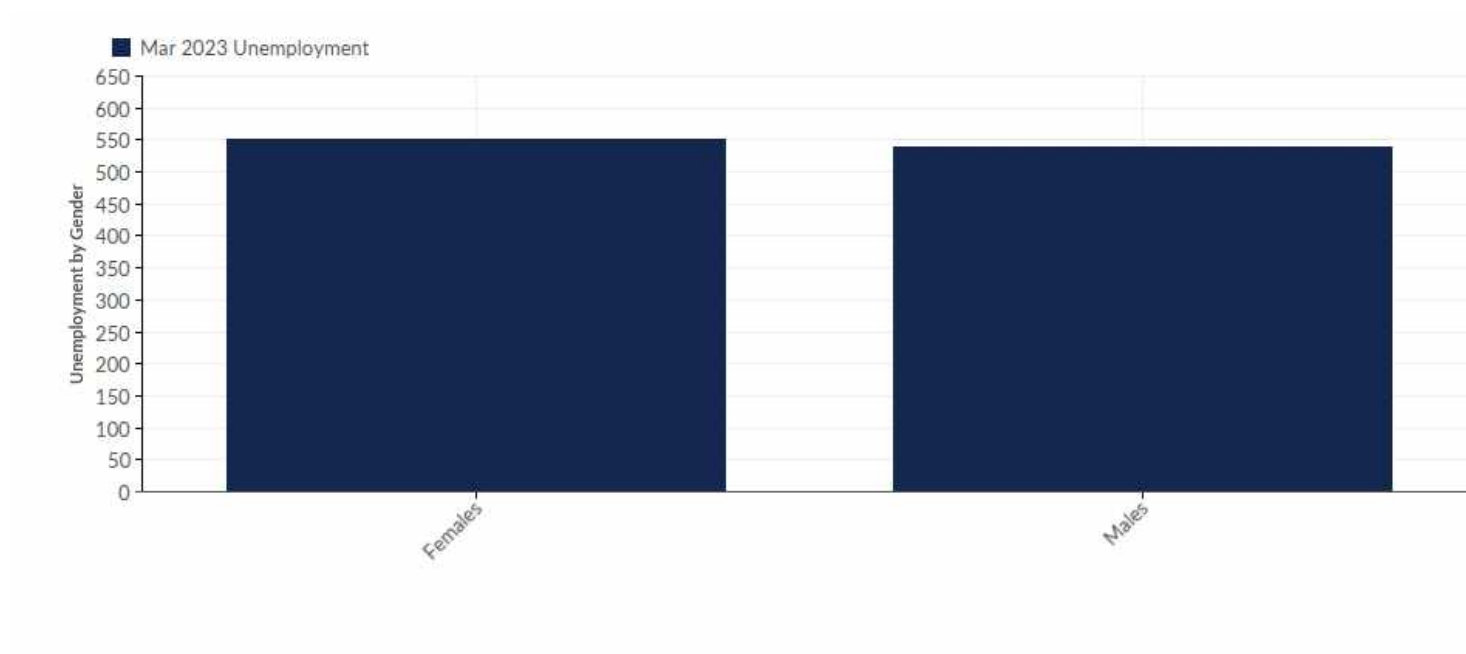
# Unemployment by Demographics

## Unemployment by Age



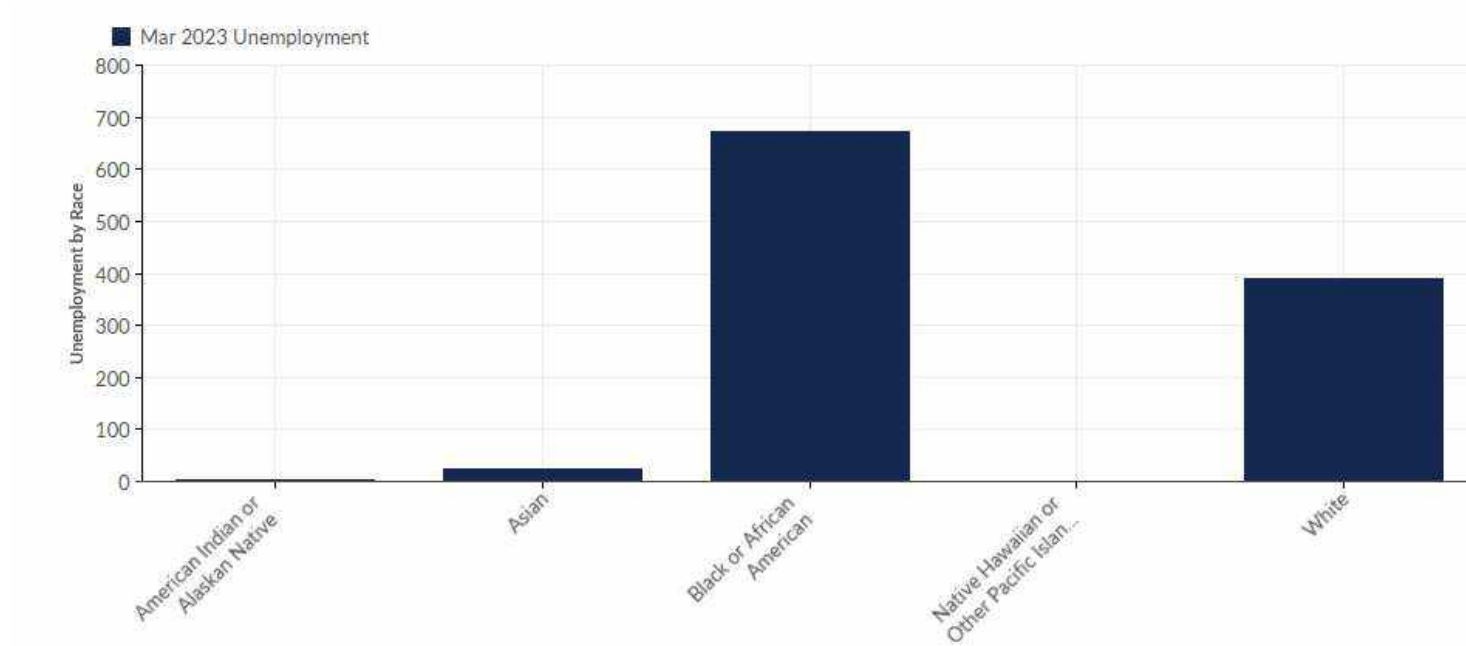
Age	Unemployment (Mar 2023)	% of Unemployed
< 22	23	2.11%
22-24	58	5.33%
25-34	304	27.92%
35-44	287	26.35%
45-54	222	20.39%
55-59	84	7.71%
60-64	70	6.43%
65+	40	3.67%
Total	1,089	100.00%

## Unemployment by Gender



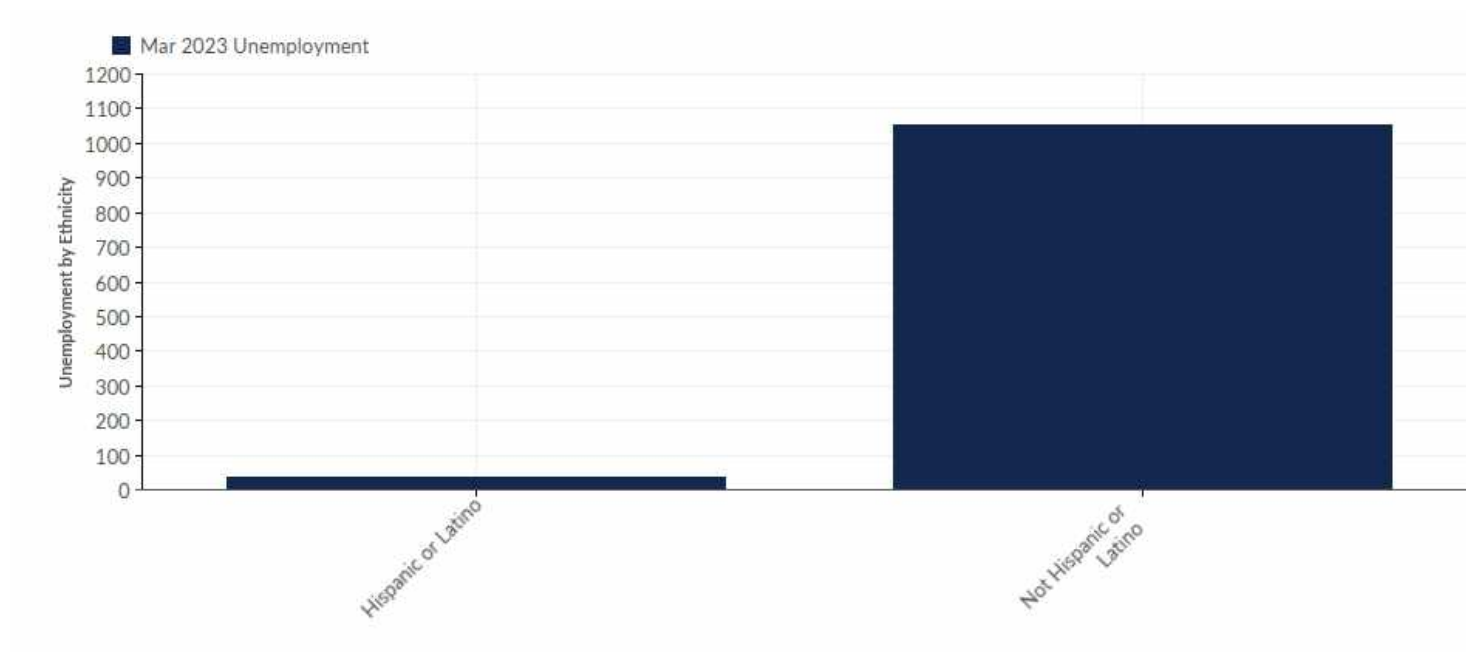
Gender	Unemployment (Mar 2023)	% of Unemployed
Females	551	50.60%
Males	538	49.40%
Total	1,089	100.00%

## Unemployment by Race



Race	Unemployment (Mar 2023)	% of Unemployed
American Indian or Alaskan Native	4	0.37%
Asian	24	2.20%
Black or African American	671	61.62%
Native Hawaiian or Other Pacific Islander	0	0.00%
White	389	35.72%
Total	1,089	100.00%

## Unemployment by Ethnicity

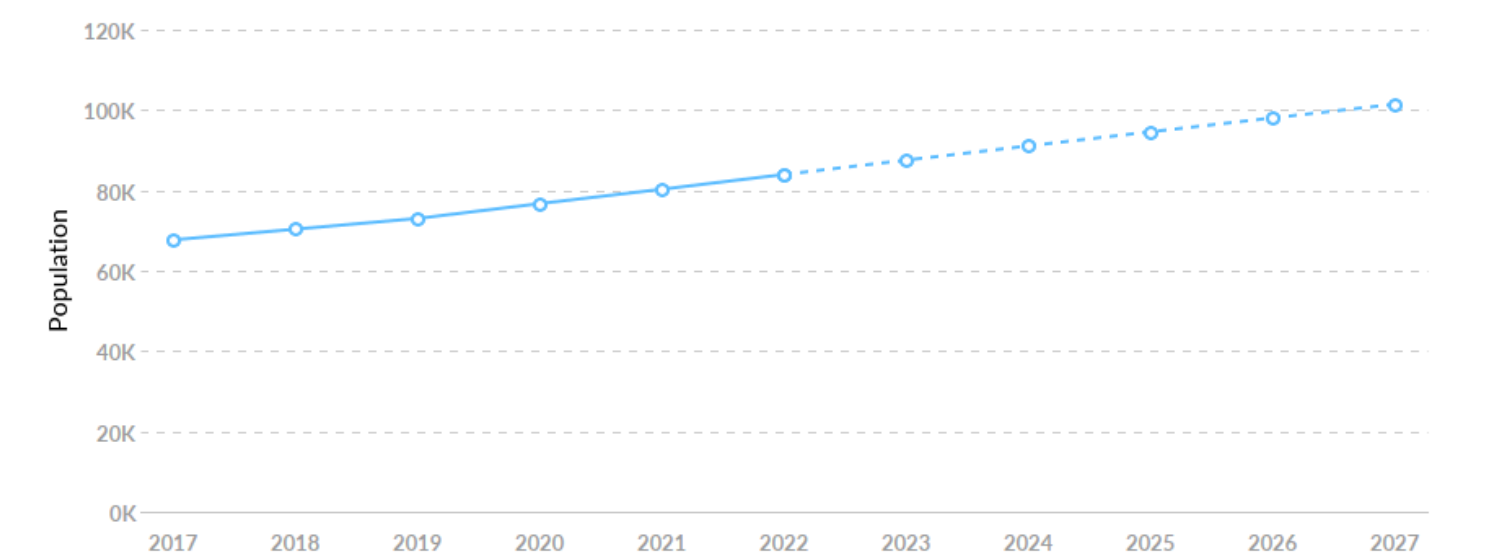


Ethnicity	Unemployment (Mar 2023)	% of Unemployed
Hispanic or Latino	36	3.31%
Not Hispanic or Latino	1,053	96.69%
Total	1,089	100.00%

# Historic & Projected Trends

## Population Trends

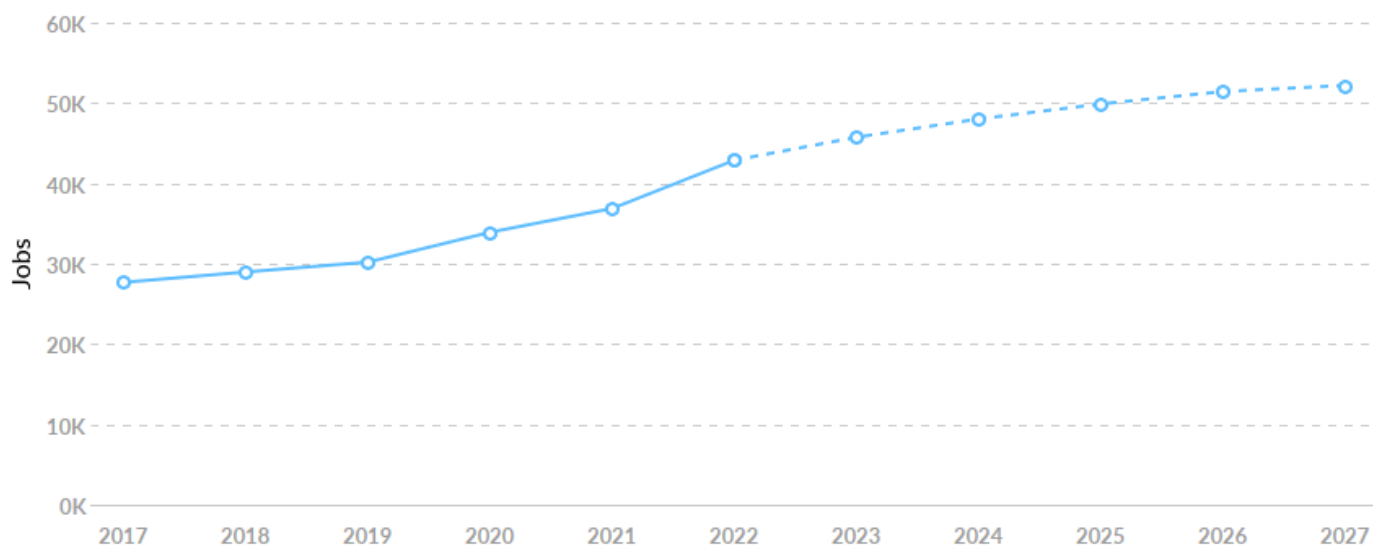
As of 2022 the region's population **increased by 24.1%** since 2017, growing by 16,285. Population is expected to **increase by 20.8%** between 2022 and 2027, adding 17,490.



Timeframe	Population
2017	67,681
2018	70,347
2019	73,015
2020	76,712
2021	80,286
2022	83,966
2023	87,537
2024	91,082
2025	94,583
2026	98,045
2027	101,455

## Job Trends

From 2017 to 2022, jobs increased by **55.0%** in Jackson County, GA from 27,677 to **42,889**. This change **outpaced the national growth rate of 3.4% by 51.6%**.



Timeframe	Jobs
2017	27,677
2018	28,969
2019	30,198
2020	33,915
2021	36,878
2022	42,889
2023	45,742
2024	48,015
2025	49,883
2026	51,429
2027	52,191

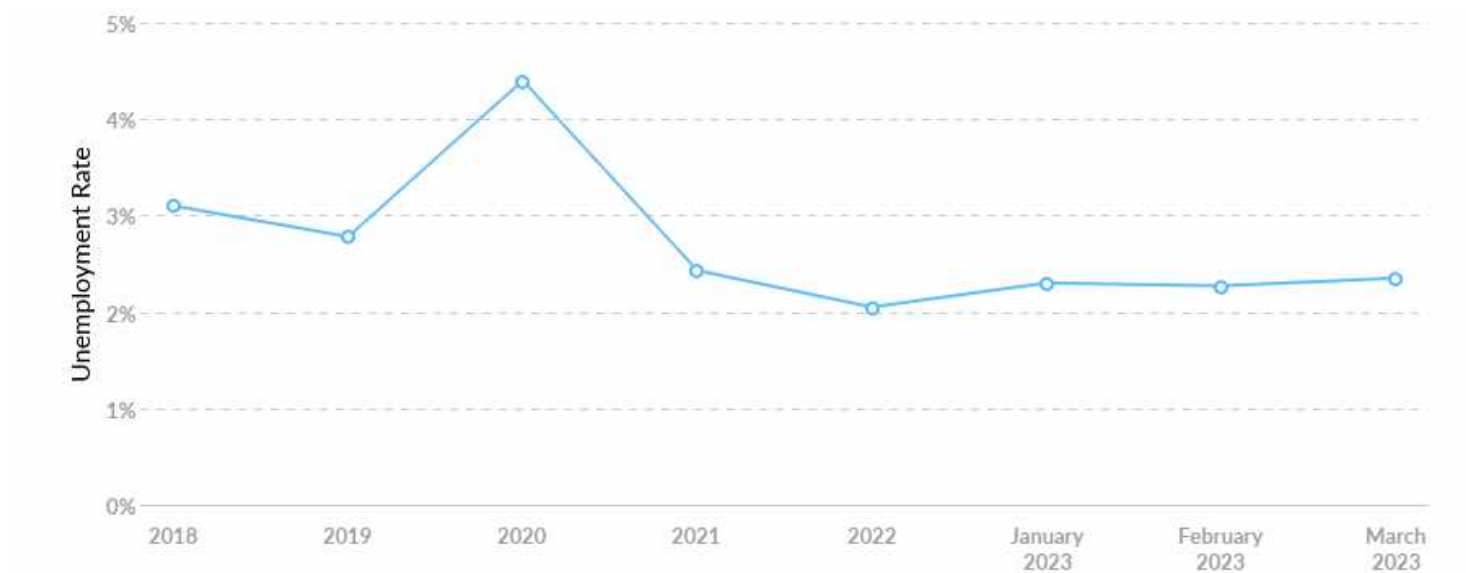
## Labor Force Participation Rate Trends



Timeframe	Labor Force Participation Rate
2018	67.84%
2019	67.60%
2020	68.44%
2021	68.42%
2022	71.70%
January 2023	69.34%
February 2023	69.10%
March 2023	69.10%

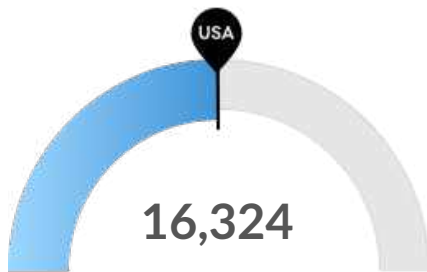
## Unemployment Rate Trends

Jackson County, GA had a March 2023 unemployment rate of 2.35%, **decreasing from 3.10%** 5 years before.



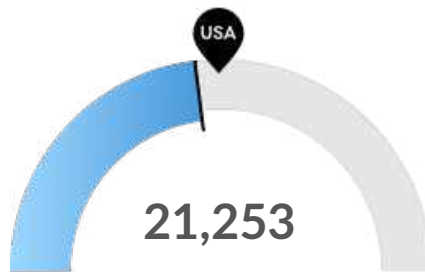
Timeframe	Unemployment Rate
2018	3.10%
2019	2.78%
2020	4.40%
2021	2.43%
2022	2.05%
January 2023	2.30%
February 2023	2.27%
March 2023	2.35%

## Population Characteristics



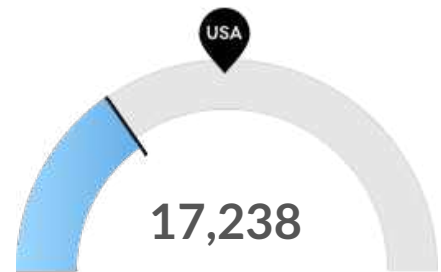
**Millennials**

Jackson County, GA has 16,324 millennials (ages 25-39). The national average for an area this size is 16,400.



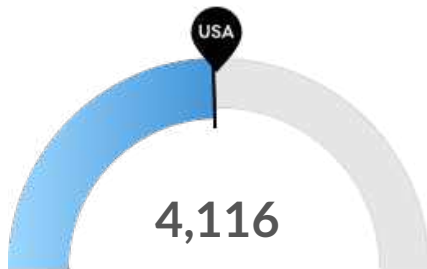
**Retiring Soon**

Retirement risk is low in Jackson County, GA. The national average for an area this size is 23,864 people 55 or older, while there are 21,253 here.



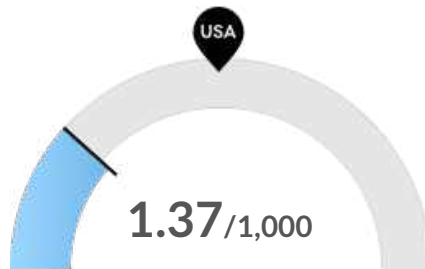
**Racial Diversity**

Racial diversity is low in Jackson County, GA. The national average for an area this size is 32,671 racially diverse people, while there are 17,238 here.



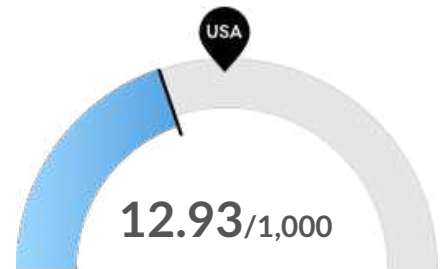
**Veterans**

Jackson County, GA has 4,116 veterans. The national average for an area this size is 4,217.



**Violent Crime**

Jackson County, GA has 1.37 violent crimes per 1,000 people. The national rate is 3.59 per 1,000 people.

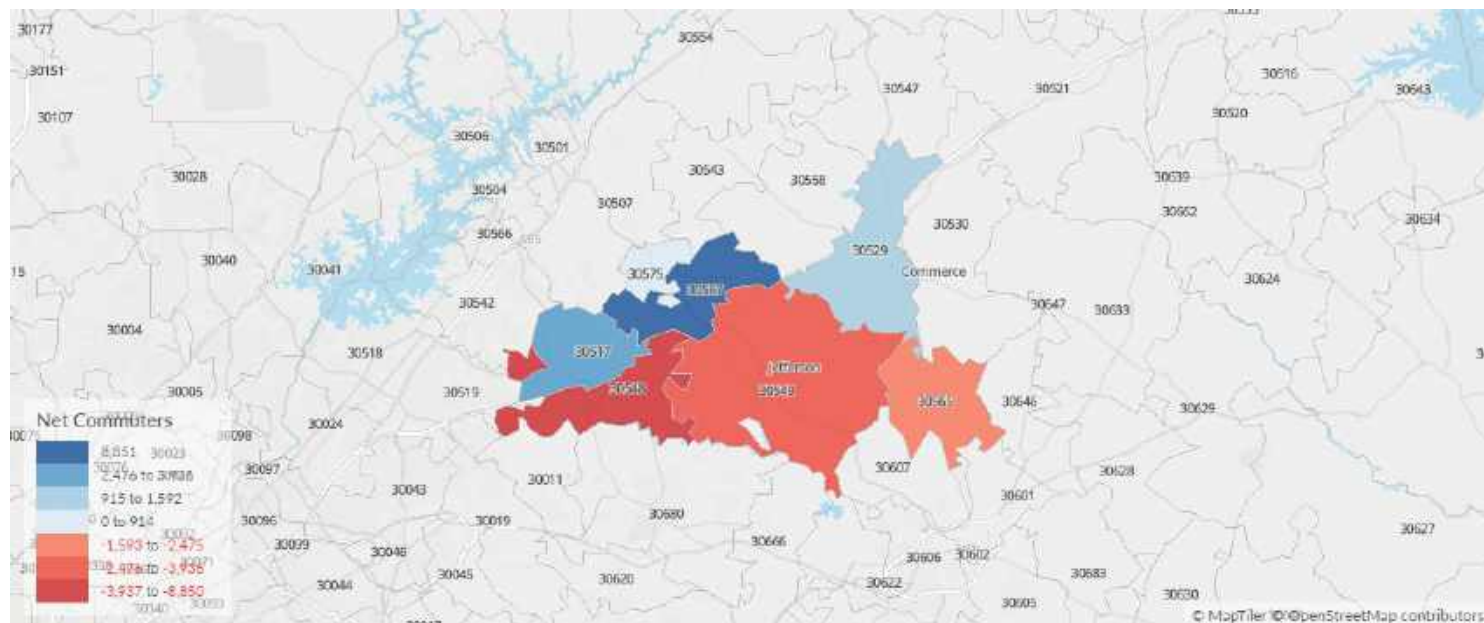


**Property Crime**

Jackson County, GA has 12.93 property crimes per 1,000 people. The national rate is 17.8 per 1,000 people.

## Place of Work vs Place of Residence

Understanding where talent in Jackson County, GA currently works compared to where talent lives can help you optimize site decisions. For example, the #1 ranked ZIP for employment ranks #6 for resident workers. The top ZIP for resident workers is 30549.



### Where Talent Works

ZIP	Name	2022 Employment
30567	Pendergrass, GA (in Jackso...	10,498
30549	Jefferson, GA (in Jackso...	9,713
30517	Braselton, GA (in Jackso...	9,078
30529	Commerce, GA (in Jacks...	6,931
30548	Hoschton, GA (in Jackso...	4,761

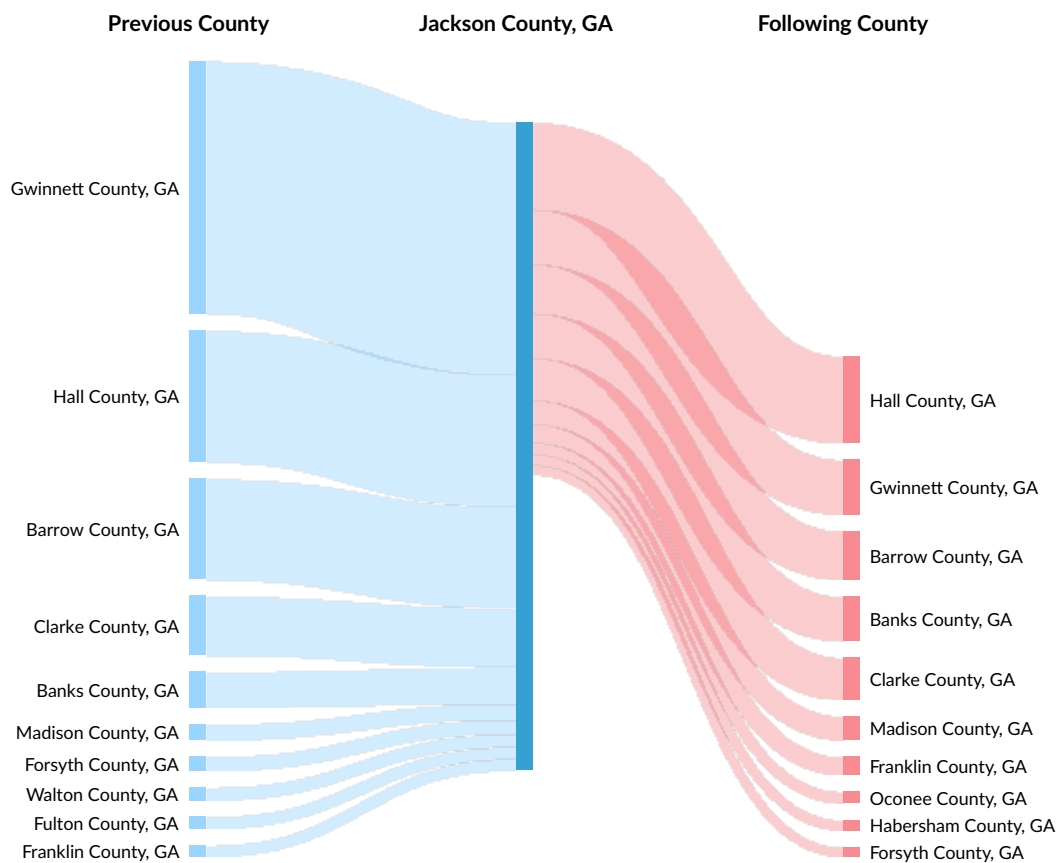
### Where Talent Lives

ZIP	Name	2022 Workers
30549	Jefferson, GA (in Jackso...	12,827
30548	Hoschton, GA (in Jackso...	8,698
30517	Braselton, GA (in Jackso...	6,602
30529	Commerce, GA (in Jacks...	6,016
30565	Nicholson, GA (in Jackso...	2,506

# Inbound and Outbound Migration

The table below analyzes past and current residents of Jackson County, GA. The left column shows residents of other counties migrating to Jackson County, GA. The right column shows residents migrating from Jackson County, GA to other counties.

As of 2020, 2,000 people have migrated from Gwinnett County, GA to Jackson County, GA. In the same year, 688 people left Jackson County, GA migrating to Hall County, GA. The total Net Migration for Jackson County, GA in 2020 was 2,620.

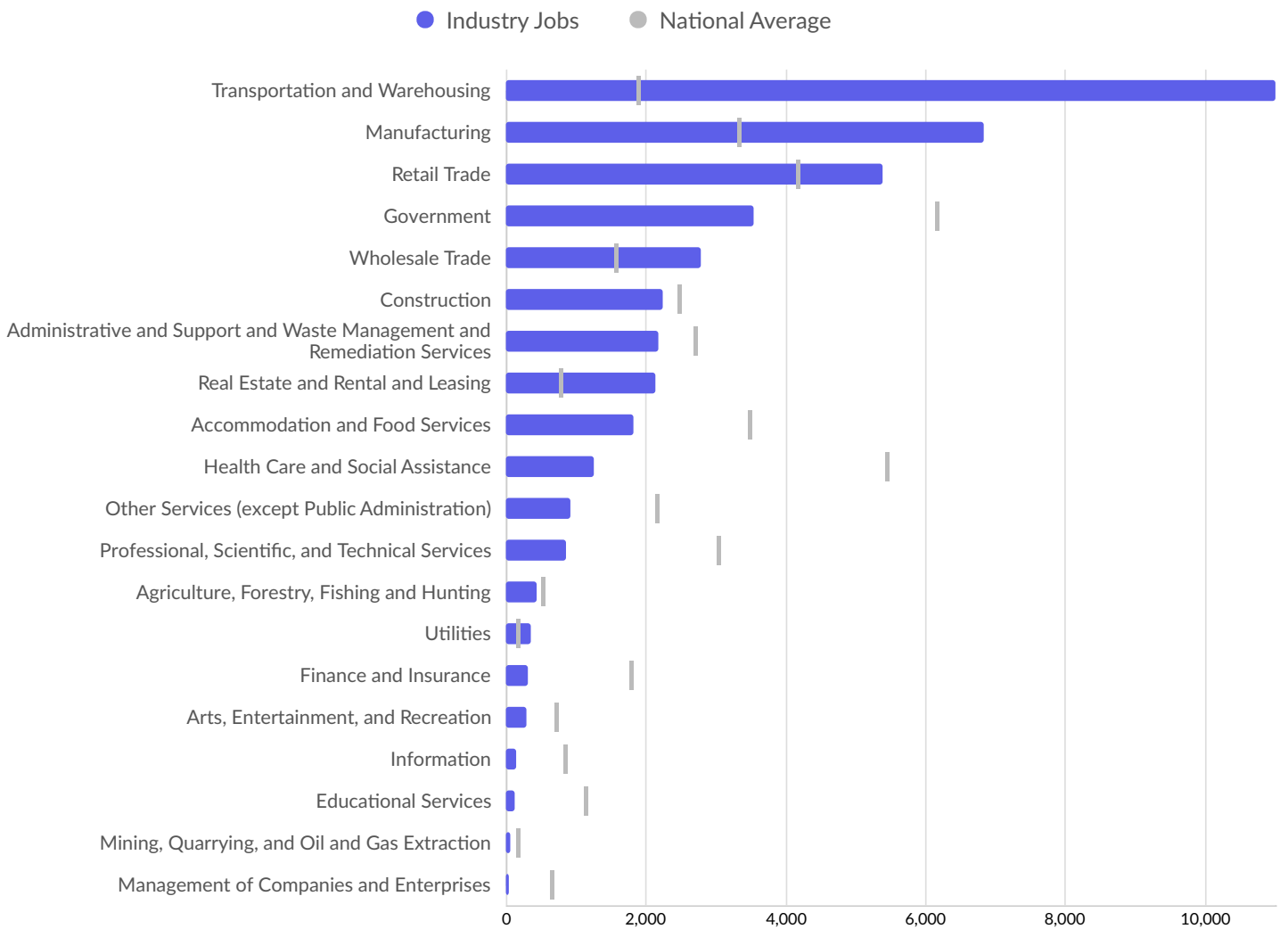


Top Previous Counties	Migrations
Gwinnett County, GA	2,000
Hall County, GA	1,043
Barrow County, GA	798
Clarke County, GA	468
Banks County, GA	286
Madison County, GA	126

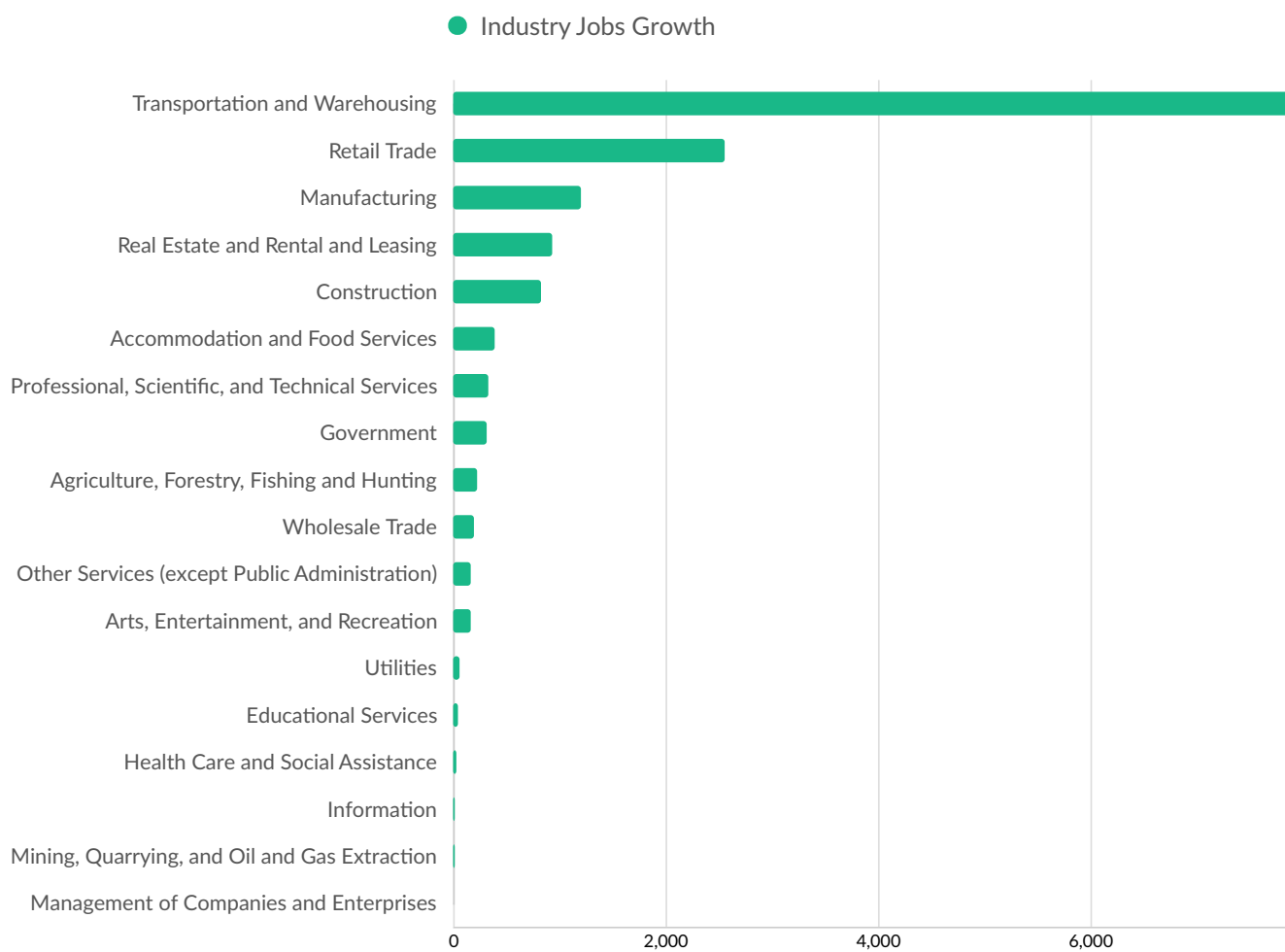
Top Previous Counties	Migrations
Forsyth County, GA	114
Walton County, GA	103
Fulton County, GA	95
Franklin County, GA	91
Oconee County, GA	84
DeKalb County, GA	79
Cobb County, GA	46
Hart County, GA	45
Habersham County, GA	44
Top Following Counties	Migrations
Hall County, GA	688
Gwinnett County, GA	436
Barrow County, GA	387
Banks County, GA	354
Clarke County, GA	333
Madison County, GA	189
Franklin County, GA	146
Oconee County, GA	94
Habersham County, GA	84
Forsyth County, GA	79
Walton County, GA	73
Fulton County, GA	68
Oglethorpe County, GA	58
Cobb County, GA	46
White County, GA	43

# Industry Characteristics

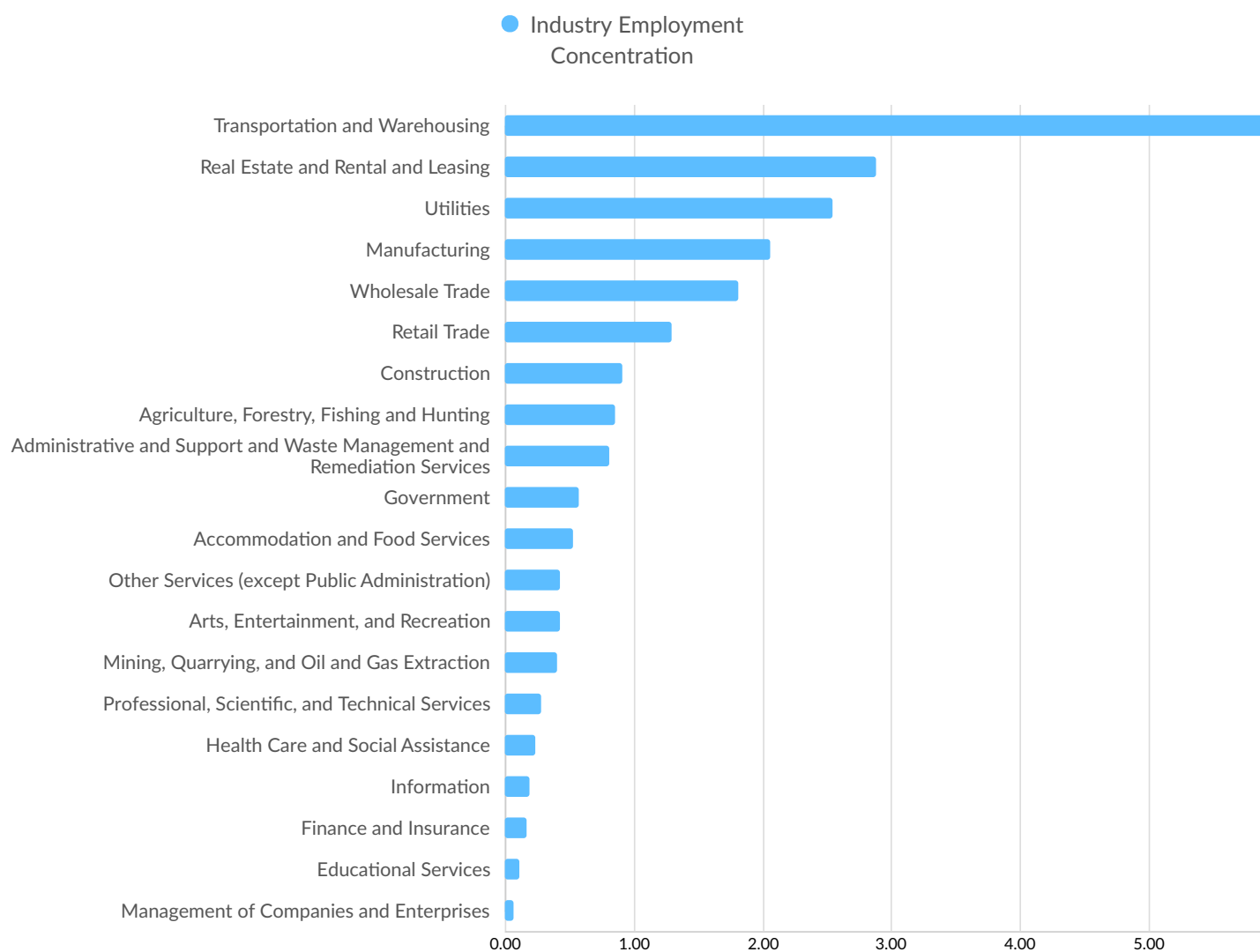
## Largest Industries



## Top Growing Industries

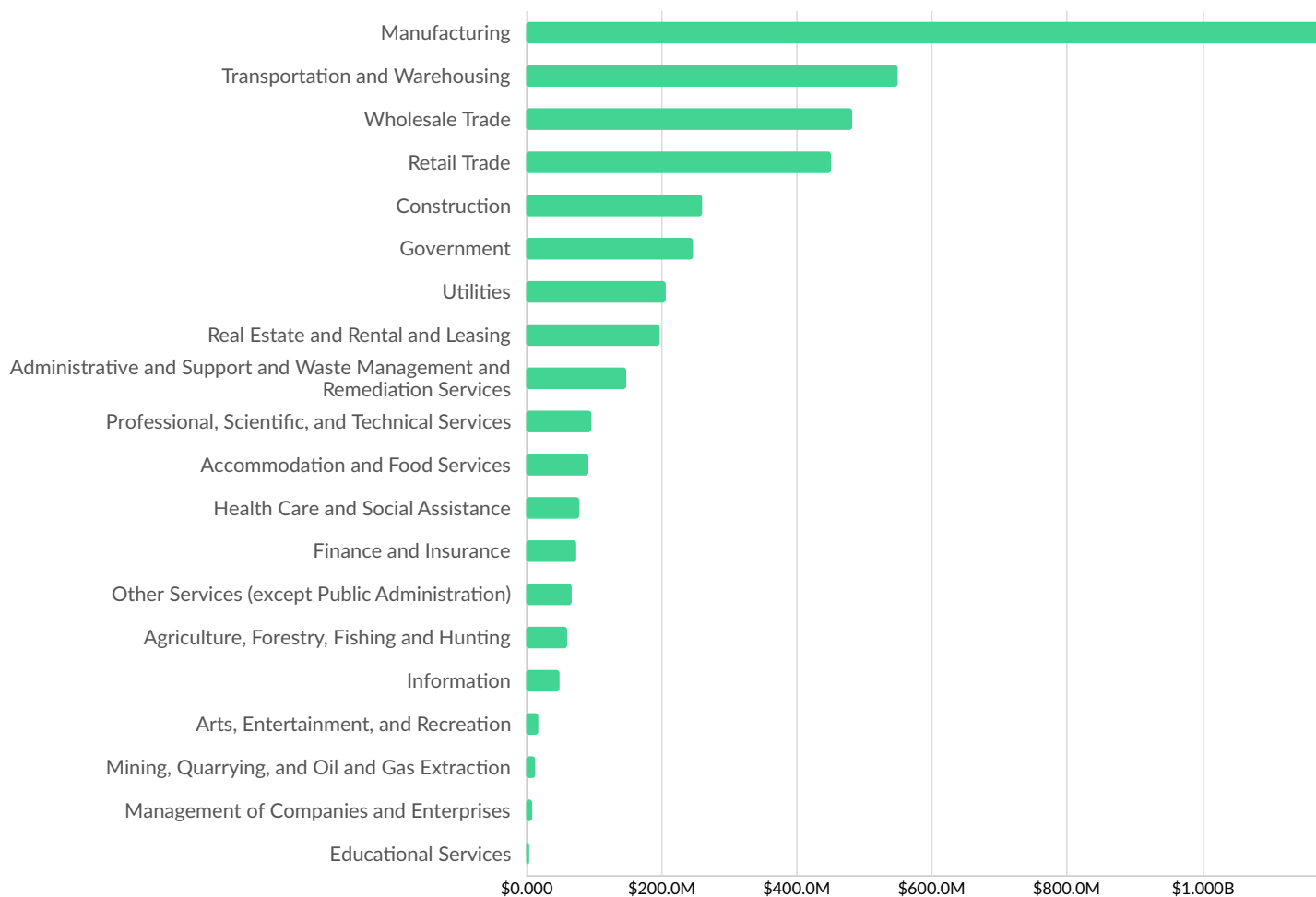


## Top Industry Employment Concentration



## Top Industry GRP

● Gross Regional Product



## Top Industry Earnings



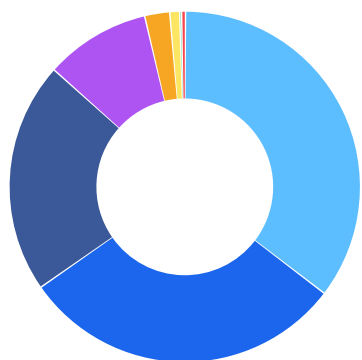
## Business Characteristics

### 9,679 Companies Employ Your Workers

Online profiles for your workers mention 9,679 companies as employers, with the top 10 appearing below. In the last 12 months, 1,338 companies in Jackson County, GA posted job postings, with the top 10 appearing below.

Top Companies	Profiles	Top Companies Posting	Unique Postings
Northeast Georgia Health System	247 <div></div>	Northeast Georgia Health System	1,049 <div></div>
Gwinnett County Public Schools	230 <div></div>	Amazon	392 <div></div>
Amazon	151 <div></div>	HEI Hotels & Resorts	245 <div></div>
University of Georgia	148 <div></div>	Carter's	176 <div></div>
Walmart	88 <div></div>	Randstad	176 <div></div>
Jackson Emc	76 <div></div>	Uline	98 <div></div>
Baker & Taylor	75 <div></div>	Chateau Elan Winery & Resort	96 <div></div>
Jackson County School System	75 <div></div>	Williams-Sonoma	93 <div></div>
Sk Battery America	72 <div></div>	Cracker Barrel	86 <div></div>
AT&T	66 <div></div>	Aerotek	85 <div></div>

## Business Size

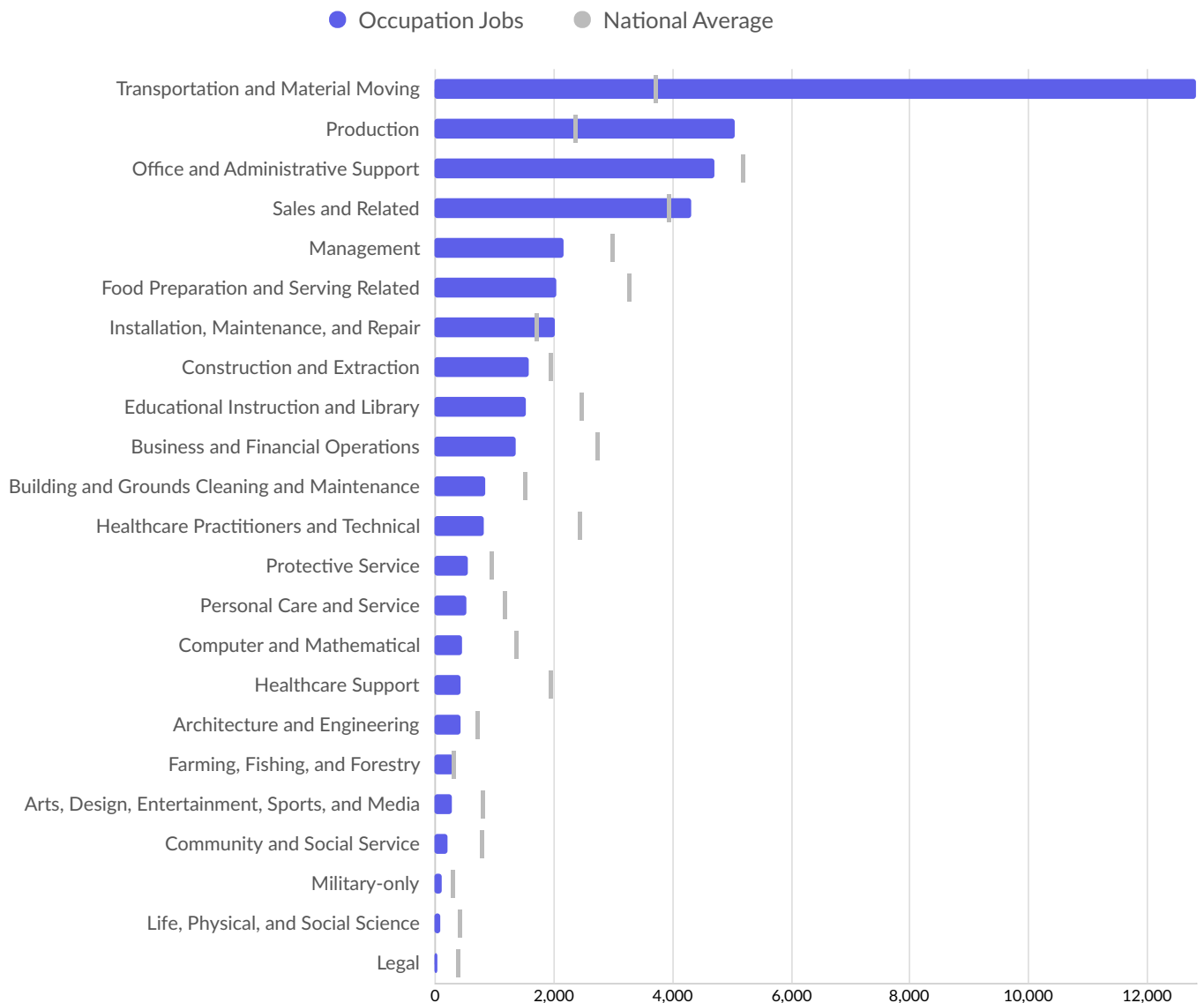


	Percentage	Business Count
1 to 4 employees	35.3%	782
5 to 9 employees	29.9%	663
10 to 19 employees	21.3%	472
20 to 49 employees	9.7%	215
50 to 99 employees	2.3%	51
100 to 249 employees	0.9%	20
250 to 499 employees	0.2%	4
500+ employees	0.4%	8

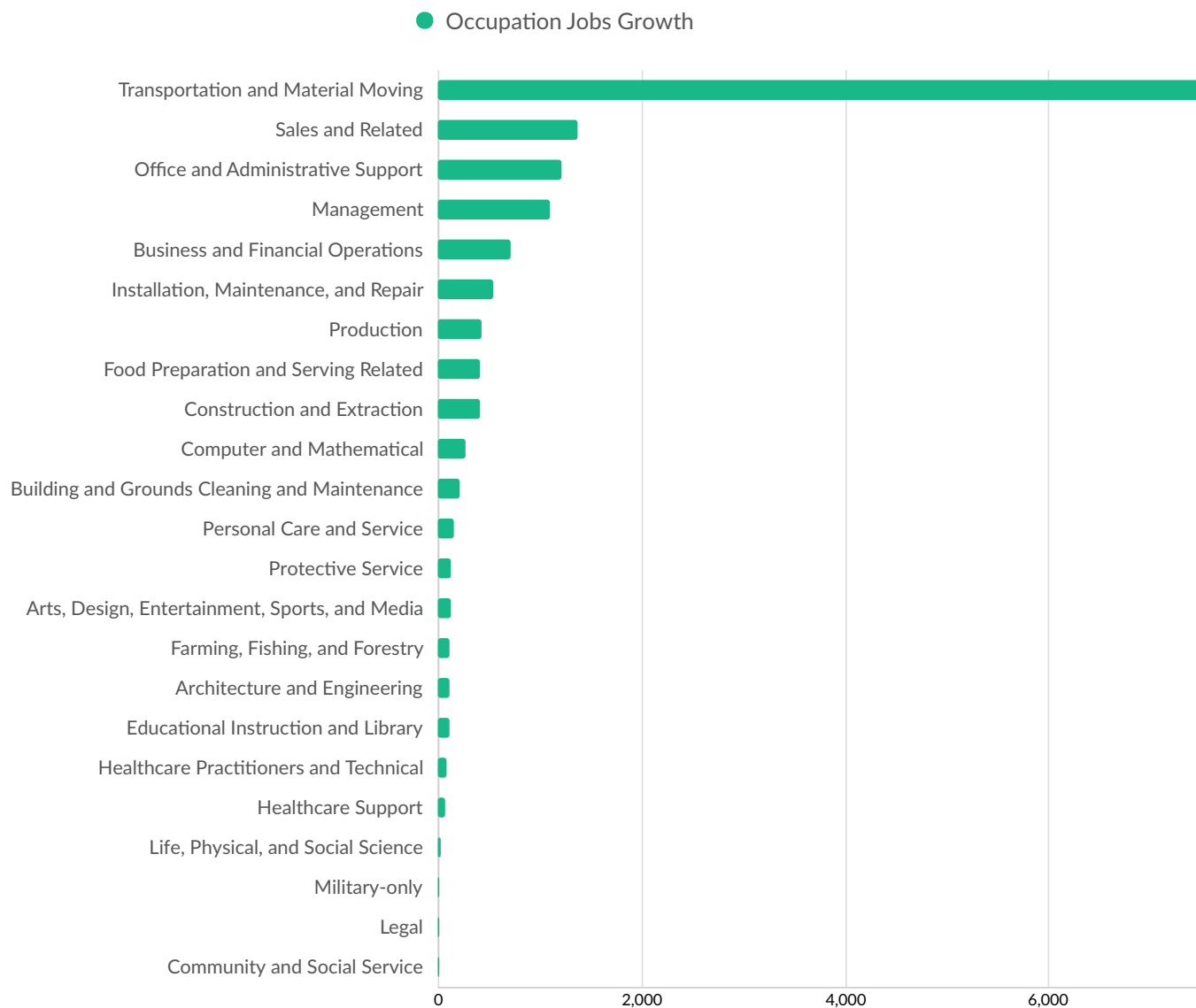
\*Business Data by DatabaseUSA.com is third-party data provided by Lightcast to its customers as a convenience, and Lightcast does not endorse or warrant its accuracy or consistency with other published Lightcast data. In most cases, the Business Count will not match total companies with profiles on the summary tab.

# Workforce Characteristics

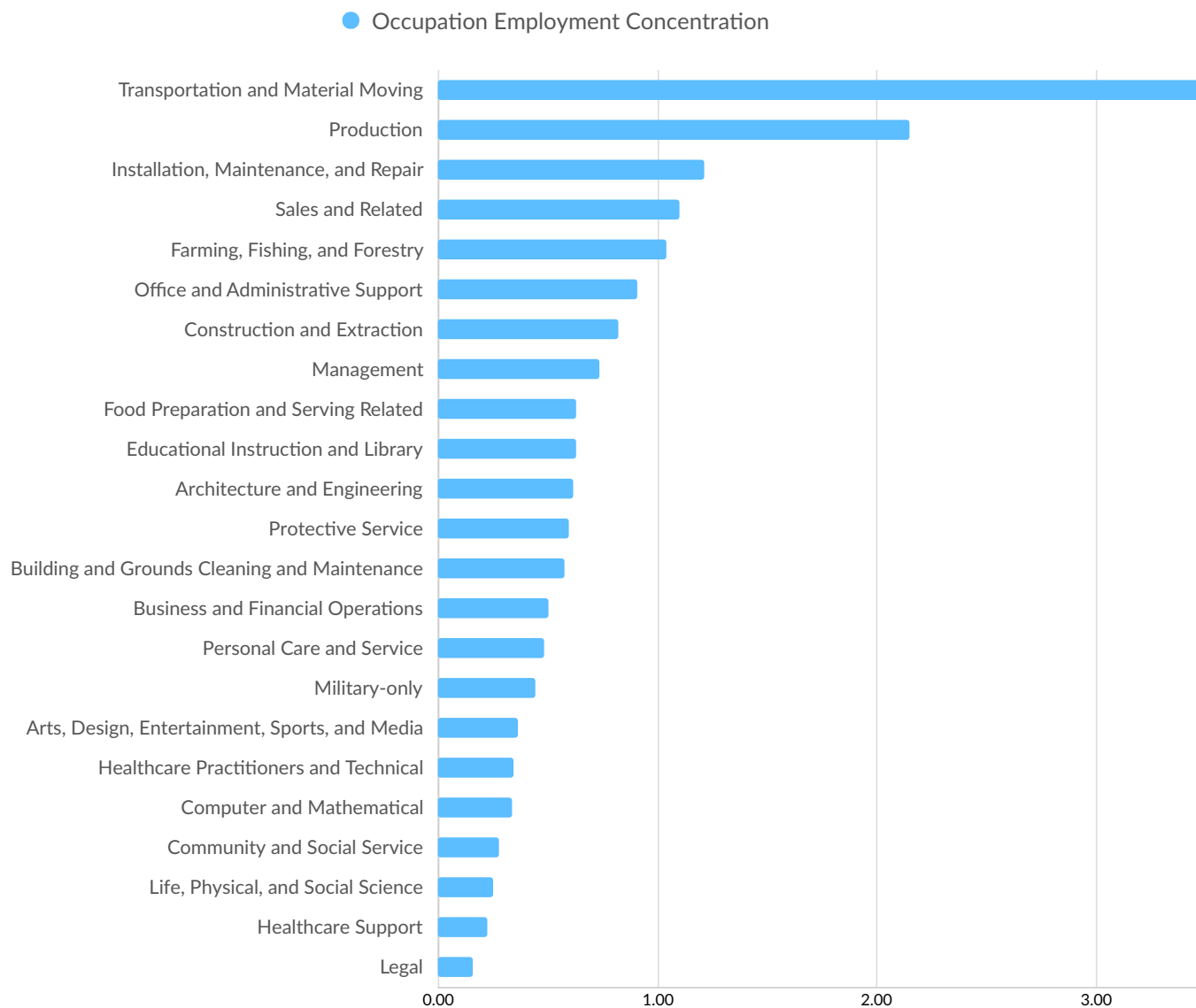
## Largest Occupations



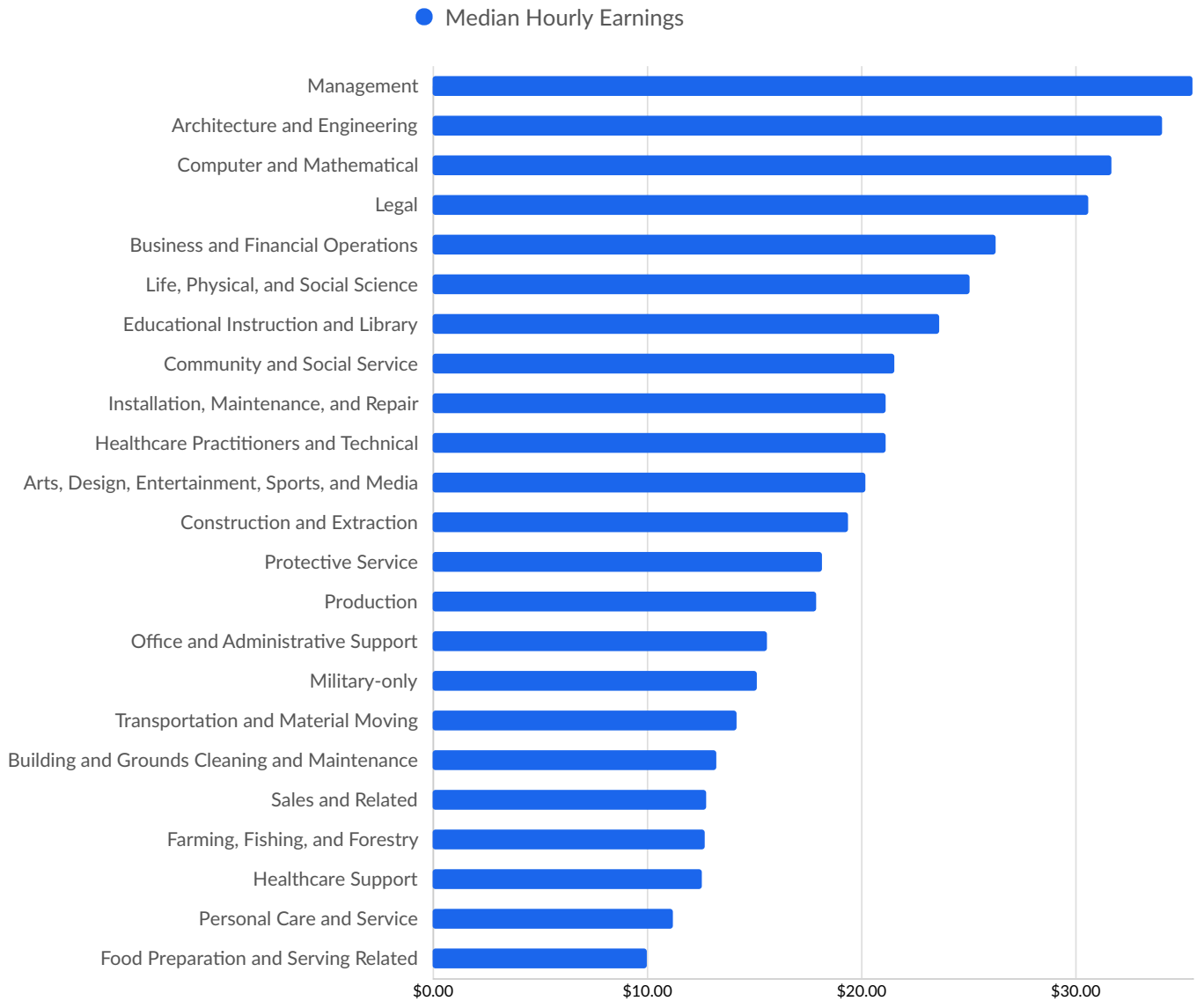
## Top Growing Occupations



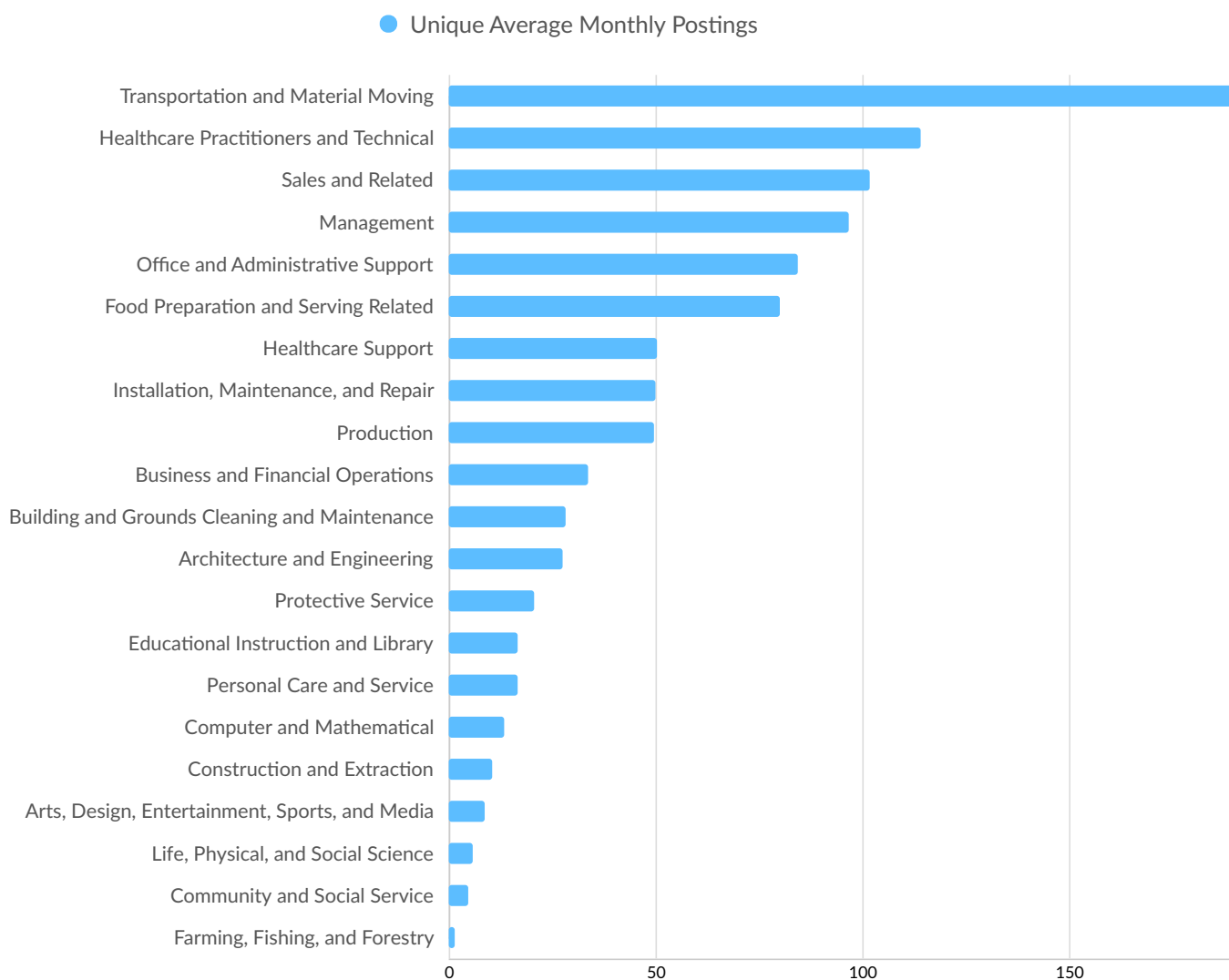
## Top Occupation Employment Concentration



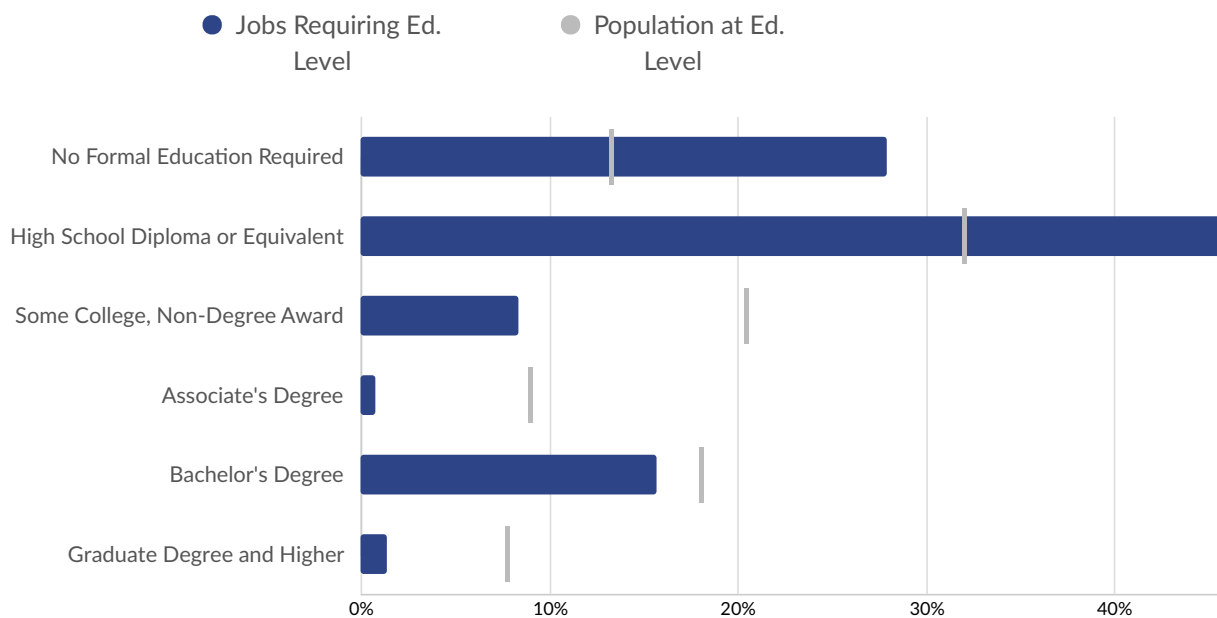
## Top Occupation Earnings



## Top Posted Occupations



## Underemployment



## Educational Pipeline

Over the last 5 years, no schools in Jackson County, GA produced graduates.

## In-Demand Skills

